


Hydronic balancing and Control | AB-PM set

## Compact DPCV connection set for fast **installation, connection** and **servicing** of manifolds

The AB-PM connection sets are a compact and time saving solution for the installation of a dynamic hydronic balancing solution. The AB-PM combined Differential Pressure and Control Valve (DPCV) ensures optimal hydronic balance at both full-load and partial-load conditions. The sets are installed in front of each apartment or manifold in hydronic heating systems. It is the best answer for a reliable system with proper distribution of flow and differential pressure both at full load and partial load conditions.



### 8-in-1

solution for dynamic hydronic balancing, zone control, flow limitation, shut-off, flexible installation, easy connection, service and maintenance.

# Install - set - forget

## good reasons to choose AB-PM connection sets

Danfoss AB-PM horizontal and vertical connection sets are designed to ensure dynamic balancing and easy installation (even of a heat meter) in manifold systems for radiators or underfloor heating. The assembly sets are easy and flexible to install, the small and compact design fits well in front of a manifold or in a cabinet.

When using the AB-PM connection set, the system is well-prepared for fast and easy heat meter installation, just by removing the replacement piece. The dedicated design of the set with ball valves for easy shut-off enables safe commissioning, servicing and maintenance of the manifold and/or heating system.

### AB-PM combined dynamic balancing valve

Danfoss AB-PM is the main component in the connection set. It features three hydronic functions in a compact valve body:

1. Differential Pressure Controller (DPCV)
2. Zone Control Valve (DPCV)
3. Flow limiter

AB-PM is designed to be used in residential heating applications. It can be used both for smaller or larger radiator or underfloor heating systems. The compact AB-PM valve body is ideal for small spaces such as pre-fabricated cabinets.

The dynamic balancing valve provides proper hydronic balance at full and partial load conditions. The limitation of the maximum flow is simple and fast. In addition, programmable zone control, e.g. for night setback or holiday mode, is available by using a thermal On/Off actuator, connected to a room controller.

The valve is available in a standard or a high pressure (HP) version for bigger apartments.



AB-PM connection set horizontal including optional heat meter

### AB-PM set technical data

**Nominal diameter**  
DN 15 – 25

**Connections**  
G $\frac{3}{4}$  – G1" Ext. thread acc. ISO228/1

**Nominal flow range**  
300-1200 l/h

**$\Delta p$  setting range**  
Standard: 5-15 kPa  
High Pressure: 10-25kPa


**Manifold connection accessories**  
1" Internal thread (code 003Z3191)  
1" External thread (code 003Z3192)

**Datasheet**  
click [here](#) to open the datasheet

### Partlist:

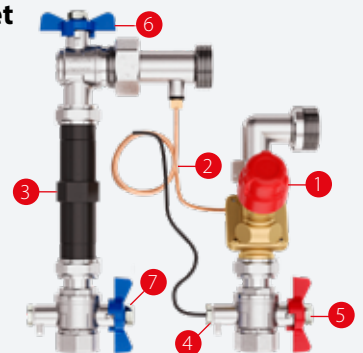
- 1 Differential pressure control valve – AB-PM
- 2 Impulse tube
- 3 Heat meter replacement piece
- 4 Heat meter temperature sensor connector
- 5 Inlet ball valve
- 6 Outlet ball valve before heat meter
- 7 Outlet ball valve after heat meter

### Horizontal set



DN	Thread	Qnom.	AB-PM	AB-PM HP
15	G $\frac{3}{4}$ "	<b>300 l/h</b>	003Z1476	003Z1477
20	G 1"	<b>600 l/h</b>	003Z1478	003Z1479
25	G 1 $\frac{1}{4}$ "	<b>1200 l/h</b>	003Z1480	003Z1481

### Vertical set



DN	Thread	Qnom.	AB-PM	AB-PM HP
15	G $\frac{3}{4}$ "	<b>300 l/h</b>	003Z1470	003Z1471
20	G 1"	<b>600 l/h</b>	003Z1472	003Z1473
25	G 1 $\frac{1}{4}$ "	<b>1200 l/h</b>	003Z1474	003Z1475

### Danfoss A/S

Heating Segment • [heating.danfoss.com](http://heating.danfoss.com) • +45 7488 2222 • E-Mail: [heating@danfoss.com](mailto:heating@danfoss.com)

Danfoss can accept no responsibility for possible errors in catalogues, brochures and other printed material. Danfoss reserves the right to alter its products without notice. This also applies to products already on order provided that such alterations can be made without subsequential changes being necessary in specifications already agreed. All trademarks in this material are property of the respective companies. Danfoss and all Danfoss logotypes are trademarks of Danfoss A/S. All rights reserved.