

ENGINEERING
TOMORROW

Danfoss

Danfoss Electric Heating Product Catalogue 2022

Sustainable solutions for a green and clean future

May 2022



Experience the luxury of electrical heating designed by Danfoss

Danfoss - Intelligent solutions with lasting effect

Danfoss provides solutions for electrical heating with a dedicated focus on advanced and user friendly systems, delivering all products dedicated to this for both indoor and outdoor.

These solutions are covered by a wide range of products e.g. heating cables, heating mats, self-limiting cables, contemporary thermostats and accessories.

Danfoss's heating solutions come from a long history covering 78 years of experience resulting in powerful Danish design products build with the highest standards of quality control.

Danfoss products and solutions are applied almost every- an anywhere you can imagine. We deliver these solutions literally all over the world into a wide range of purposes e.g. in- and outside residential houses and apartments, public buildings, infrastructure, sports fields and specific areas ranging from elevators, trains to airports and complete highways.

Product warranty



The product warranty is valid for the agreed warranty period and shall offer a new comparable product or repair of the product if it is found to be faulty by reason of defective design, materials or workmanship. This warranty covers all our products that are not covered by Full-service warranty. Its term may vary depending on different product types (as shown in the table below).

Product warranty covers costs for:

- product replacement with a new comparable product or repair of the product
- transportation costs

Full-service warranty



If the product is covered by full-service warranty, in addition to repair or replacement of the defective product Danfoss will also compensate installation costs and any damage to floor/surface materials (e.g. brickwork, tiles and roof surface). If the damage is caused by the defective product or is an unavoidable result of

repairing the defective product. Except for such costs and damage, Danfoss shall not be liable for any resulting losses or consequential or incidental damages including, but not limited to, damages to property or extra utility expenses. No extension of the warranty period following repairs undertaken is granted.



For full warranty text please use QR code

This product catalogue that lies in front of you covers a wide range of our products and accessories and explains what to use for what purpose.

If you still have any specific requests of questions related to these or to any specific solution that you need, please don't hesitate to contact us as we will more than likely be able to help you.

Our quality management system **certifications and compliances**



Along with full compliance with EU directives and product approvals

Applications overview

Floor heating systems

Comfort floor heating and Total heating 4

Ice and snow melting systems

Frost protection of ground, road, roof, antennas, etc. 6

Pipe tracing

Frost protection and temperature maintenance. 8

Sport fields and agriculture

Heating of football fields, seed beds, farms 10

Vineyards frost protection systems

Spring season frost protection 12

Cold stores and Concrete hardening

Preventing frost damage to foundations and floors 15

Other heating elements 16

Floor heating systems

Underfloor heating provides the most comfortable indoor climate in all rooms. The heat distributed by underfloor cables or mats is more evenly than with heating methods relying on radiators or airborne systems.

Danfoss intelligent solutions are invisible and saves space by eliminating the need for radiators, pipes and other installations.

Nowadays electrical floor heating solutions with intelligent thermostats provided by Danfoss are not only comfortable but also energy efficient and environmentally friendly. You have to consider what kind of heating method is suitable for your needs before installing floor heating.

Examples of floor heating by Danfoss



Coburg's First Passive House, Victoria, Australia

Home By Hutt, Melbourne Design Studios, and Grand Designs. Total area is 65 m².

Products

ECheat 150S
Sensor Probes
Continuity Tester
ECtemp Smart



Northern Lights village Levi, Finland

Opened on the 1st of November 2019, Northern Lights village in Levi, Finland, offers immersive arctic experience in Lapland. The project size is 640 m² (40 igloos * 16 m² each).

Products

EFCI Reflect insulation plates
ECflex 10T
ECtemp Smart



Mjøstårnet - the World's tallest timber building, Norway

Mjøstårnet is an 18-storey mixed-use building in Brumunddal, Norway. It is officially the world's tallest timber building, at 85.4 m (280 ft) tall. The project size is 72 hotel bathrooms.

Products

EFCI Reflect insulation plates
ECtemp Smart



Floor heating systems, comfort floor heating and total heating

Total heating meaning the only source of heating and comfort heating meaning additional comfort heating. Electrical floor heating is very well suited for advanced timer-controls, so that you only heat up the room when you are actually at home, this is sound economy and good for environment.

			Applications			
			Concrete more than 3 cm	Thin concrete less than 3 cm	Dry solutions	Joist floors
Cables and Mats	Standard	Mechanical class *	Page no.			
ECflex 10T	IEC60800:2009	M2	18	18		18
ECflex 18T	IEC60800:2009	M2	19			
ECflex 20T	IEC60800:2009	M2	20			
ECbasic 20S	IEC60800:1992	C	24			
ECflex 50T	IEC60800:2009	M2	21	21		21
ECflex 75T	IEC60800:2009	M2	22	22		22
ECflex 100T	IEC60800:2009	M2	23	23		23
ECsafe 100T	IEC60800:2009	M2	35			35
ECinfracable 75T	IEC60800:2009	M2	37			37
ECinfracable 100T	IEC60800:2009	M2	37			37
EHeat 150S	IEC60335-1 + IEC60335-2-96			28		
ECmat 100T	IEC60335-1 + IEC60335-2-96			25		
ECmat 150T	IEC60335-1 + IEC60335-2-96			26		
ECmat 200T	IEC60335-1 + IEC60335-2-96			27		
ECdry 55 Heating Element	IEC60335-1 + IEC60335-2-96				29	
ECdry 100 Heating Element	IEC60335-1 + IEC60335-2-96				30	
Reflect insulation plates					32	
Thermostats						
ECtemp Smart	EN 60730-1 + EN60730-2-9 + EN300 328 (WIFI)		70	70	70	70
ECtemp Next Plus	EN 60800:2009		72	72	72	72
ECtemp Touch	EN60730-1 + EN60730-2-9		68	68	68	68
ECtemp 130	EN60730-1 + EN60730-2-9		64	64		
ECtemp 132	EN60730-1 + EN60730-2-9		64	64	64	64
ECtemp 330 (5°C to 45°C)	EN60730-1 + EN60730-2-9		75			
ECtemp 530	EN60730-1 + EN60730-2-9		66	66		
ECtemp 531	EN60730-1 + EN60730-2-9		66	66		
ECtemp 532	EN60730-1 + EN60730-2-9		66	66	66	66
ECdry Touch Kit	EN60730-1 + EN60730-2-7 EN60730-9-9 + EN60335-2-96				31	

Ice and snow melting systems

Many homeowners experience the challenges of ice and snow on the roof, in gutters, downpipes and on the driveway. Electric heating cables can minimize these problems. Danfoss's ice and snow melting system is designed to provide comfort and safety for people, vehicles, and buildings.

Ground applications

Danfoss outdoor heating solutions clean snow and ice from your driveway and provide safe walking and driving.


The most common Danfoss ice and snow melting applications on ground are car parks, driveways, pavements, outdoor steps, loading platforms, and bridges. Danfoss's ice and snow melting system works well with most common surface covering materials such as asphalt, concrete, and tiles.

Roof applications

Ice and snow melting systems offered by Danfoss for roofs and gutters protect them from damages caused by icicles. The solution can be installed in any type of roof construction where there is a need to prevent melt water deposits in roof gutters and reduce damages to constructions like frozen facades and roofs.

In roof gutters and downpipes damage is prevented by an efficient and free draining of melt water, which naturally ensures that the system functions satisfactorily.

Examples of ice&snow melting by Danfoss



The first underground roundabout, Slovakia

More than 1,300 bus connections run daily in this location. Total area is 800 m².

Products

ECsnow 300T 400V
ECtemp 850 IV (10 pcs paired with ECtemp 850 IV, 2 pcs with weather station)



Grand Airport, Istanbul, Turkey

Istanbul Airport is the main international airport serving Istanbul, Turkey. The project size is 4100 m².

Products

ECsnow 30T
ECflex 10T
ECtemp 330
Alutape



Remarkables Ski Field Queenstown, New Zealand

Snow and ice melting system was installed on the outdoor patio of the base building divided by 22 zones. The project size is 2500 m².

Products

ECsnow 30T



Ice and snow melting systems, *frost protection of ground, road, roof, antennas, etc.*

When heating cables are installed to melt snow or slippery ice from ground areas, safety and cost savings go hand in hand. These systems can be used at home in pavements, driveways and walkways or in commercial car parks, ramps, steps and areas of drainage. It can even be used to melt snow and ice from mastic asphalt surfaces.

			Applications				
			Frost protection - antennas / wires	Roofs and gutters	Asphalt (mastic) - high temperature	Asphalt - low temperature	Pavements, roads and ramps
			Page no.				
Cables and Mats	Standard	Mechanical class *					
ECsnow 20T - 230 V	IEC60800:2009	M2	39	39		39	39
ECsnow 20T - 400 V	IEC60800:2009	M2	39	39		39	39
ECsnow 30T - 230 V	IEC60800:2009	M2	41	41		41	41
ECsnow 30T - 400 V	IEC60800:2009	M2	41	41		41	41
ECsnow 300T - 230 V and 400 V	IEC60800:2009	M2					43
ECsafe 20T	IEC60800:2009	M2	34	34		34	34
ECasphalt 30T - 400 V	IEC60800:2009	M2			45	45	45
ECasphalt 300T - 230 V and 400 V	IEC60800:2009	M2			46	46	46
ECiceguard 18 Ready-made	SS 4242411		52	52			
Thermostats							
ECtemp Touch	EN60730-1 + EN60730-2-9		68				
ECtemp 130	EN60730-1 + EN60730-2-9		64				
ECtemp 132	EN60730-1 + EN60730-2-9		64				
ECtemp 316	EN60730-1 + EN60730-2-9		73			73	73
ECtemp 330 (-10 °C to 10 °C)	EN60730-1 + EN60730-2-9		75		75	75	75
ECtemp 330 (5 °C to 45 °C)	EN60730-1 + EN60730-2-9		75				
ECtemp 531	EN60730-1 + EN60730-2-9		66				
ECtemp 316	EN60730-1 + EN60730-2-9		73				
ECtemp 610	EN60730-1 + EN60730-2-9		79		79	79	79
ECtemp 850 IV	EN60730-1 + EN60730-2-9			77	77		77

Pipe tracing

Danfoss's pipe tracing systems may be used for two main purposes:

1. Frost protection systems are installed where there is a need to prevent water and sanitary pipes from freezing and becoming ice-damaged.
2. Temperature maintenance systems ensure that hot water or fluid pipes maintain the required temperature.

Danfoss's pipe tracing systems may be used on the inside and outside of pipes, for indoor and outdoor pipe networks as well as for pipes above and below the ground.

The advantages of the pipe tracing systems are:

- Ice-free pipes
- Constant flow in pipes
- Depth reduction for underground pipes
- No repair costs after a hard winter
- No hardening of fatty products in pipe systems
- Efficient hot water supply

Examples of pipe tracing by Danfoss



Situla Building, Ljubljana, Slovenia

Danfoss was chosen for the pipe tracing solutions and heating roof, gutters & down pipes, as well as parking entrance.

Products

SLPG-10 self-limiting cable
SLPG-25 self-limiting cable
ECtemp 330 thermostats
ECsnow 30T
ECtemp 850
Roof Sensors
Ground Sensors



Suzhou Apartments, China

Suzhou city was founded in 500 BC. is nowadays a major city located in southeastern Jiangsu Province of East China. The project size is 2 apartment buildings, 600 apartments.

Products

EHotwatt 55



Pipeline in Strzelce Opolskie, Poland

Electric heating of pipes to protect them against frost damage.

Products

ECflex 18T
ECtemp 330



Pipe tracing, frost protection and temperature maintenance

During the winter, problems with frost in fresh water pipes, waste water pipes, cooling water pipes, supply water pipes and sprinkler systems can be avoided by heating the pipes internally or externally. The Danfoss systems provide either a constant wattage system or a self-limiting system.

			Applications		
			Pipe tracing - temp. maintenance, externally	Pipe tracing - frost protection, externally	Pipe tracing - frost protection, internally
Cables and Mats	Standard	Mechanical class *	Page no.		
ECfreeze 7,5T	IEC60800:2009	M2	33	33	
ECflex 10T	IEC60800:2009	M2	18	18	
ECbasic 20S	IEC60800:1992	C	24	24	
EHotwatt 45	DIN VDE 0254: 1994-06		54		
EHotwatt 55	DIN VDE 0254: 1994-06		54		
EHotwatt 70	DIN VDE 0254: 1994-06		54		
SLPG-10 - CSA	DIN VDE 0254: 1994-06			48	
SLPG15/18 - CSA	DIN VDE 0254: 1994-06			48	
SLPG-25/26 - CSA	DIN VDE 0254: 1994-06			48	
SLPG-33 - CSA	DIN VDE 0254: 1994-06			48	
ECpipeheat 10V2	EN60335-1			58	
ECpipeheat 10V3	EN60335-1 + EN60800				60
Thermostats					
ECtemp 316	EN60730-1 + EN60730-2-9			73	73
ECtemp 330 (-10 °C to 10 °C)	EN60730-1 + EN60730-2-9			75	75
ECtemp 330 (5 °C to 45 °C)	EN60730-1 + EN60730-2-9			75	75
ECtemp 610	EN60730-1 + EN60730-2-9		79	79	79

Sport fields and agriculture

Danfoss electrical heating is the best solution for sports fields such as stadiums or golf-links but also for seed beds. Heating of seed beds can be used in greenhouses, cutting beds, seed beds and reproduction boxes.


Sport fields heating

With Danfoss electric heating solutions installed in football fields or golf courses the soil can be heated and the growth of grass can start in the early spring. The area will then be ready up to two months earlier than usual. Furthermore, the season can be prolonged in autumn when the period until the grass stops growing can be extended by means of heating the roots. Not only does Danfoss very efficiently and energy aware prevent the field with artificial grass from being hit with frost and or snow when this is needed, it also serves as a growth and restoration stimulator for the natural grass. All this ensures a better pitch that can be used to the max irrespective of the season or location.

Applications for natural field grass keep the ground temperature on a certain level. They help to maintain and evolve the roots grass.

Artificial grass applications keep the field free from ice and snow.

Examples of fields heating by Danfoss



City Stadium, Zhytomyr, Ukraine

Zhytomyr city stadium includes 20 000 seats. The project size is 7800 m².

Products

DEVIsport™ 35464 m.



Vasas SC Stadium Budapest, Hungary

Illovszky Rudolf Stadion (Training club Vasas SC) contains 5 054 seats. The project size is 8 214 m².

Products

DEVIsport™ 985 kW in total



Fredrikstad Stadium, Norway

Electrical heating extends the seasonal use of the facilities equipped with artificial grass

Products

DEVlheat™ 90 – 228 pcs.

Seed beds heating

In order to speed up vegetation and reproduction in greenhouses the soil may be heated from early spring so the vegetation starts earlier and the harvest lasts longer. Besides, it facilitates the cultivation of heat requiring plants which normally only grow in subtropical/tropical latitudes.

In order to reach the necessary temperatures Danfoss heating solutions are ideal and if they are equipped with electronic thermostats and sensors, the energy consumption will be minimal.

Examples of seed beds heating by Danfoss



Atatürk Horticultural Central Research Institute, Yalova, Turkey


Seed beds heating on 2 tables of greenhouse sample – 15x1 m² each

Products

ECflex 10T – 280 m

ECtemp 535 – 2 pcs.

ECfast – 1 pcs.



Sport fields and agriculture, heating of football fields, seed beds, farms.

With Danfoss heating cables or heating mats in the ground you can heat the field and start the growing season early in the spring. The field can be ready for use up to two months earlier than usual. In this way the season can also be prolonged well into the autumn. Danfoss also has excellent solutions for fields with artificial grass.

Cables and Mats	Standard	Mechanical class *	Applications		
			Seed beds	New fields	Existing fields
			Page no.		
ECflex 10T	IEC60800:2009	M2	18		
ECflex 18T	IEC60800:2009	M2	19		
ECflex 20T	IEC60800:2009	M2	20		
ECsnow 20T - 230 V	IEC60800:2009	M2		39	
ECsnow 20T - 400 V	IEC60800:2009	M2		39	
ECsnow 30T - 230 V	IEC60800:2009	M2		41	
ECsnow 30T - 400 V	IEC60800:2009	M2		41	
ECbasic 20S	IEC60800:1992	C	24		
ECsafe 20T	IEC60800:2009	M2		34	
Thermostats					
ECtemp 316	EN60730-1 + EN60730-2-9		73		
ECtemp 330 (-10 °C to 10 °C)	EN60730-1 + EN60730-2-9		75		
ECtemp 330 (5 °C to 45 °C)	EN60730-1 + EN60730-2-9		75		
ECtemp 610	EN60730-1 + EN60730-2-9		79		

Vineyards frost protection systems

Every year vine growers from different regions face a problem of late frosts. They often happen in April - May when buds start blossoming. Late spring frosts are one of the greatest challenges vine growers are facing.

Electric Heating solves the challenge with energy efficient systems using Electric Heating cables to protect vines against frost damage.

The advantages of the vineyard frost systems are:

- An energy-efficient solution with electric heating cables.
- Easy, fast and reliable installation.
- A customized approach to meet client's needs, area of vineyard and number of rows.
- Proven high saving compared to the existing methods.
- A sustainable solution for a green and clean future through low energy consumption during the frost period.
- Tough cable outer sheath (resistant to weather and UV).

Examples of vineyards frost protection by Danfoss



Chabis, France

The domain Louis Moreau in Chablis is a 50-hectare family estate. Today it's owned by Louis Moreau, representing the sixth generation of his family's vine growers. With 80% of production being exported, the vines of Chablis are well known in France and worldwide.

Products

DEVIsnow™.

Cahors, France

Electric Heating by Danfoss to protect the domain Colombier in Cahors. The domain is 20-hectare family estate owned by Fabienne and Fabrice Rigal since 1993. Vines of Chardonnay and AOC are cultivated here.

Products

DEVIsnow™.

Lundeborg, Denmark

The vineyard, organically grown at Lundeborg on Funen in Denmark. Approx. one km from the sea, located on a small slope to the south. The installation is carried out on 9 rows of 40 m each length.

Products

ECsnow 20T

ECL Comfort 310 Control system

ESMB-12, pt 1000 Universal sensors

GSM Module.



Vineyards frost protection systems.

Electric Heating solves the challenge with energy efficient systems using Electric Heating cables to protect vines against frost damage. .

			Vineyards
			Page no.
Cables and Mats	Standard	Mechanical class	
ECsafe 20T	IEC60800:2009	M2	34
ECsnow 20T - 230 V	IEC60800:2009	M2	39
ECsnow 20T - 400 V	IEC60800:2009	M2	39
Thermostats			
ECtemp 330 (-10 °C to 10 °C)	EN60730-1 + EN60730-2-9		75
ECtemp 330 (5 °C to 45 °C)	EN60730-1 + EN60730-2-9		75

Cold stores

Heating up the floor construction in a cold store is a necessity in order to protect the building from the floor in cold stores or ice stadiums, etc. In cold stores where the temperature is constantly between -20 and -30°C, coldness will still be given off to the surroundings even though the floor is well insulated.

Condensation protection of floors

In doorways between cold stores and heated rooms condensed water may form on the floor due to the constant shifts between cold and warm air caused by the opening and closing of doors. This can result in dangerous ice formations on the floor and therefore, the floor in these areas must be heated. As an extra comfort it will also limit the flow of cold air to the heated area.

Floors

In cold stores where the temperature constantly lies between -20 and -30°C, cold will still be released to the surroundings even though the floor is well-insulated. This means that the materials which are in contact with the ground/soil, such as foundation and floor areas, will absorb the cold and leave the ground/soil to freeze. The water content in the ground/soil will expand and this can cause considerable damages due to frost erosion. The same problem also appears in ice stadiums, which are artificially frozen. This can be avoided with Danfoss's frost protection system, though.

Examples of cold stores heating by Danfoss



CSL Behring Vaccination Manufacturer, Victoria Australia

The CSL Broadmeadows warehouse set temperature is -30 °C for the appropriate storage of vaccines and medications. The project size is 983 m².

Products

ECsnow 30T
ECflex 18T

Refrigeration camera, Ukraine

Frost protection system was installed in two refrigeration cameras (1 000 m² each).

Products

ECbasic, 10 km
ECflex 10T
ECtemp 330

Heating of thermal bridges

Danfoss's heating systems can be used to avoid temperature differences in floors caused by thermal bridges. Danfoss's heating systems can also be used to avoid or limit draughts, e.g. at windows, doors, exterior walls, and central elements in concrete buildings.

Cold stores and concrete hardening

In connection with casting processes during winter time, it can often be difficult to ensure the correct strength of the concrete as well as to achieve a uniform result of the surface, when temperatures fall below the freezing point.

To avoid unnecessary and expensive delays of the building activities it often can be necessary to add a little extra heat, to keep up the correct temperature to sustain the hardening process.

This problem may in many cases be solved, by embedding heating cables in the concrete construction attached directly to the reinforcement mesh and raising the temperature some degrees to maintain the natural process.

If the temperature is -10°C or above it is normally not necessary to protect the concrete construction further, but if the temperature falls below -10°C it is recommended to sheet the construction over. Depending on the outdoor temperature the system can be maintained at approx. +1 to +2°C for a week. Then, it is possible to reduce the effect gradually.

Example of concrete hardening by Danfoss



Bjørvika tunnel Oslo, Norway

Bjørvika tunnel links Festning tunnel in Oslo west with Ekeberg tunnel in Oslo east.

Danfoss was chosen to harden the concrete in roof and walls in the immersed part of the tunnel

Project size: 1 100 meters of tunnels,

675 meters of which is immersed

Products

ECflex

ECtemp 330



Cold stores and concrete hardening, preventing frost damage to foundations and floors

In cold stores (and ice stadiums) where the temperature constantly is between -20°C and -30°C cold will be emitted to the surroundings in spite of good insulation. This means that the floor will freeze as well as the soil below. The water in the soil expands which can lead to frost damage to the foundation / floor. This can be prevented by using Danfoss heating cables.

Cables and Mats	Standard	Mechanical class *	Applications	
			Cold stores	Concrete hardening
			Page no.	
ECfreeze 7,5T	IEC60800:2009	M2	33	
ECflex 10T	IEC60800:2009	M2	18	
ECflex 18T	IEC60800:2009	M2	19	
ECflex 20T	IEC60800:2009	M2	20	20
ECsnow 20T - 230 V	IEC60800:2009	M2	39	39
ECsnow 20T - 400V	IEC60800:2009	M2	39	39
ECbasic 20S	IEC60800:1992	C	24	24
Thermostats				
ECtemp 316	EN60730-1 + EN60730-2-9		73	73
ECtemp 330 (-10 °C to 10 °C)	EN60730-1 + EN60730-2-9		75	75
ECtemp 610	EN60730-1 + EN60730-2-9		79	79

Other heating elements

Heating elements	Standard	Applications
		Heating elements
		Page no.
ECfoil Mirror	EN 60335-1 + EN 60335-2-30	63

*** Mechanical classes:**

C - in accordance to IEC 60800: 1992:

1. Tested with 2000 N of a applied force;
2. No high voltage breakdown between screen and heating conductor;
3. No crack in outer sheath.

M1 - in accordance to IEC 60800: 2009:

1. Tested with 600 N of a applied force;
2. No high voltage breakdown between heating conductor and screen (Insulation intact);
3. Heating conductor not broken;
4. None of the screen wires are broken;
5. No crack in outer sheath (Outer sheath intact).

M2 - in accordance to IEC 60800: 2009:

1. Tested with 1500 N of a applied force;
2. No high voltage breakdown between heating conductor and screen (Insulation intact);
3. Heating conductor not broken;
4. None of the screen wires are broken;
5. No crack in outer sheath (Outer sheath intact).

ENGINEERING
TOMORROW



Danfoss products

Data sheets



ECflex 10T



ECflex is an extremely high-quality, 360° fully screened twin conductor cable with a tough outer sheath (non UV stable). Its round profile and robust construction ensures a fast, simple and safe installation in multiple indoor floor constructions and pipe tracing applications.


Heating cable must be used together with an appropriate thermostat to secure against overheating and reduce energy consumption.

The cold lead is an installation cable with solid conductors ensuring fast installation.

Cold lead connection point is protected from water ingress by a removable cap. A clearly visible connection avoids accidentally installing the heated cable in the wall.

To ensure a long life-time, all cables are minutely inspected including tests for Ohmic resistance, high voltage and material controls to ensure the quality. This means that we are proud to supply our full floor extended Danfoss warranty.

Product specifications

Benefits <ul style="list-style-type: none"> • Fast and easy to install • Multiple application options • Safe and robust • Long life-time • Maximum protection Approvals: 	Nominal voltage	230 V~
	Output	10 W/m @ 230 V~
	Max. permissible use temperature, powered	75 °C
	Max. permissible use temperature, unpowered	90 °C
	Cable dimensions	Ø 6,9 mm
	Deformation strength	1500 N
	Pulling strength	400 N
	Conductor insulation	XLPE
	Outer sheath	PVC, red
	Screen	100% coverage; alu-foil; 0,5 mm ² tinned copper drain wire
	Cold lead	2,3 m DTCL, 3G (1,5 or 2,5)mm ²
	Min. installation temperature	-5 °C
	Bending Ø, min.	5 cm
	IP Class	IPX7
Standard compliance <ul style="list-style-type: none"> • IEC60800:2009 		

Types

Item no.	Cable length, m	Output, W @ 230 V~	Resistance, Ohm	Cold lead, mm ²	EAN no.
088L6021	2 m	20 W	2645,0 Ω	3 x 1,5 mm ²	5703466245897
088L6022	4 m	40 W	1323,0 Ω	3 x 1,5 mm ²	5703466245903
088L6023	6 m	60 W	882,0 Ω	3 x 1,5 mm ²	5703466245910
088L6024	8 m	80 W	661,0 Ω	3 x 1,5 mm ²	5703466245927
088L6025	10 m	100 W	529,0 Ω	3 x 1,5 mm ²	5703466224366
088L6074	15 m	135 W	392,0 Ω	3 x 1,5 mm ²	5703466245934
088L6026	20 m	205 W	260,0 Ω	3 x 1,5 mm ²	5703466224373
088L6075	25 m	240 W	220,0 Ω	3 x 1,5 mm ²	5703466245941
088L6027	30 m	290 W	183,0 Ω	3 x 1,5 mm ²	5703466224380
088L6076	35 m	365 W	145,0 Ω	3 x 1,5 mm ²	5703466245958
088L6028	40 m	390 W	136,0 Ω	3 x 1,5 mm ²	5703466224397
088L6029	50 m	505 W	105,0 Ω	3 x 1,5 mm ²	5703466224403
088L6030	60 m	600 W	88,2 Ω	3 x 1,5 mm ²	5703466224410
088L6031	70 m	695 W	76,3 Ω	3 x 1,5 mm ²	5703466224427
088L6032	80 m	795 W	66,9 Ω	3 x 1,5 mm ²	5703466224434
088L6073	90 m	920 W	57,4 Ω	3 x 1,5 mm ²	5703466226322
088L6034	100 m	990 W	53,4 Ω	3 x 1,5 mm ²	5703466224458
088L6035	120 m	1220 W	43,4 Ω	3 x 1,5 mm ²	5703466224465
088L6036	140 m	1410 W	37,5 Ω	3 x 1,5 mm ²	5703466224472
088L6077	160 m	1575 W	33,6 Ω	3 x 1,5 mm ²	5703466245965
088L6078	180 m	1760 W	30,1 Ω	3 x 2,5 mm ²	5703466245972
088L6079	200 m	1990 W	26,6 Ω	3 x 2,5 mm ²	5703466245989
088L6080	210 m	2050 W	25,8 Ω	3 x 2,5 mm ²	5703466245996

ECflex 18T



ECflex is an extremely high-quality, 360° fully screened twin conductor cable with a tough outer sheath (non UV stable). Its round profile and robust construction ensures a fast, simple and safe installation in multiple indoor floor constructions and pipe tracing applications.


Heating cable must be used together with an appropriate thermostat to secure against overheating and reduce energy consumption.

The cold lead is an installation cable with solid conductors ensuring fast installation.

Cold lead connection point is protected from water ingress by a removable cap. A clearly visible connection avoids accidentally installing the heated cable in the wall.

To ensure a long life-time, all cables are minutely inspected including tests for Ohmic resistance, high voltage and material controls to ensure the quality. This means that we are proud to supply our full floor extended Danfoss warranty.

Product specifications

Benefits <ul style="list-style-type: none"> • Fast and easy to install • Multiple application options • Safe and robust • Long life-time • Maximum protection Approvals: 	Nominal voltage	230 V~
	Output	18 W/m @ 230 V~
	Max. permissible use temperature, powered	60 °C
	Max. permissible use temperature, unpowered	90 °C
	Cable dimensions	Ø 6,9 mm
	Deformation strength	1500 N
	Pulling strength	400 N
	Conductor insulation	XLPE
	Outer sheath	PVC, red
	Screen	100% coverage; alu-foil; 0,5 mm ² tinned copper drain wire
	Cold lead	2,3 m DTCL, 3G (1,5 or 2,5)mm ²
	Min. installation temperature	-5 °C
	Bending Ø, min.	5 cm
	IP Class	IPX7
Standard compliance <ul style="list-style-type: none"> • IEC60800:2009 		

Types

Item no.	Cable length, m	Output, W @ 230 V~	Resistance, Ohm	Cold lead, mm ²	EAN no.
088L6037	7,3 m	130 W	410,3 Ω	3 x 1,5 mm ²	5703466224489
088L6038	10 m	180 W	294,0 Ω	3 x 1,5 mm ²	5703466224496
088L6081	12,8 m	230 W	230,4 Ω	3 x 1,5 mm ²	5703466246009
088L6039	15 m	270 W	195,0 Ω	3 x 1,5 mm ²	5703466224502
088L6082	17,5 m	310 W	171,2 Ω	3 x 1,5 mm ²	5703466246016
088L6040	22 m	395 W	134,2 Ω	3 x 1,5 mm ²	5703466224519
088L6041	29 m	535 W	98,6 Ω	3 x 1,5 mm ²	5703466224526
088L6042	34 m	615 W	86,4 Ω	3 x 1,5 mm ²	5703466224533
088L6043	37 m	680 W	77,7 Ω	3 x 1,5 mm ²	5703466224540
088L6044	44 m	820 W	64,7 Ω	3 x 1,5 mm ²	5703466224557
088L6045	52 m	935 W	56,7 Ω	3 x 1,5 mm ²	5703466224564
088L6083	54 m	1005 W	52,7 Ω	3 x 1,5 mm ²	5703466246023
088L6046	59 m	1075 W	49,3 Ω	3 x 1,5 mm ²	5703466224571
088L6047	68 m	1220 W	43,4 Ω	3 x 1,5 mm ²	5703466224588
088L6048	74 m	1340 W	39,5 Ω	3 x 1,5 mm ²	5703466224595
088L6049	82 m	1485 W	35,6 Ω	3 x 1,5 mm ²	5703466224601
088L6050	90 m	1625 W	32,6 Ω	3 x 1,5 mm ²	5703466224618
088L6051	105 m	1880 W	28,1 Ω	3 x 2,5 mm ²	5703466224625
088L6052	118 m	2135 W	24,8 Ω	3 x 2,5 mm ²	5703466224632
088L6053	131 m	2420 W	21,9 Ω	3 x 2,5 mm ²	5703466224649
088L6054	155 m	2775 W	19,1 Ω	3 x 2,5 mm ²	5703466224656
088L6084	170 m	3050 W	17,3 Ω	3 x 2,5 mm ²	5703466246030



ECflex 20T

ECflex is an extremely high-quality, 360° fully screened twin conductor cable with a tough outer sheath (non UV stable). Its round profile and robust construction ensures a fast, simple and safe installation in multiple indoor floor constructions and pipe tracing applications.


Heating cable must be used together with an appropriate thermostat to secure against overheating and reduce energy consumption.

The cold lead is an installation cable with solid conductors ensuring fast installation.

Cold lead connection point is protected from water ingress by a removable cap. A clearly visible connection avoids accidentally installing the heated cable in the wall.


To ensure a long life-time, all cables are minutely inspected including tests for Ohmic resistance, high voltage and material controls to ensure the quality. This means that we are proud to supply our full floor extended Danfoss warranty.

Product specifications

Benefits <ul style="list-style-type: none"> • Fast and easy to install • Multiple application options • Safe and robust • Long life-time • Maximum protection Approvals:  Standard compliance <ul style="list-style-type: none"> • IEC60800:2009 	Nominal voltage	230 V~
	Construction	Round, twin conductor with 360° screen, one cold lead
	Output	20 W/m @ 230 V~
	Max. permissible use temperature, powered	60 °C
	Max. permissible use temperature, unpowered	90 °C
	Cable dimensions	Ø 6,9 mm
	Deformation strength	1500 N
	Pulling strength	400 N
	Conductor insulation	XLPE
	Outer sheath	PVC, red
	Screen	100% coverage; alu-foil; 0,5 mm ² tinned copper drain wire
	Cold lead	2,3 m DTCL, 3G (1,5 or 2,5)mm ²
	Min. installation temperature	-5 °C
	Bending Ø, min.	5 cm
	IP Class	IPX7

Types

Item no.	Cable length, m	Output, W @ 230 V~	Resistance, Ohm	Cold lead, mm ²	EAN no.
088L6055	7,1 m	140 W	375,6 Ω	3 x 1,5 mm ²	5703466224663
088L6056	10 m	195 W	269,0 Ω	3 x 1,5 mm ²	5703466224670
088L6057	16,5 m	330 W	161,4 Ω	3 x 1,5 mm ²	5703466224687
088L6058	21 m	415 W	128,1 Ω	3 x 1,5 mm ²	5703466224694
088L6059	28 m	555 W	95,2 Ω	3 x 1,5 mm ²	5703466224700
088L6060	32 m	650 W	81,3 Ω	3 x 1,5 mm ²	5703466224717
088L6061	36 m	700 W	75,6 Ω	3 x 1,5 mm ²	5703466224724
088L6062	43 m	835 W	63,2 Ω	3 x 1,5 mm ²	5703466224731
088L6063	50 m	970 W	54,5 Ω	3 x 1,5 mm ²	5703466224748
088L6064	56 m	1130 W	46,8 Ω	3 x 1,5 mm ²	5703466224755
088L6065	65 m	1275 W	41,5 Ω	3 x 1,5 mm ²	5703466224762
088L6066	70 m	1415 W	37,4 Ω	3 x 1,5 mm ²	5703466224779
088L6067	78 m	1565 W	33,9 Ω	3 x 1,5 mm ²	5703466224786
088L6068	86 m	1700 W	31,1 Ω	3 x 1,5 mm ²	5703466224793
088L6069	100 m	1975 W	26,8 Ω	3 x 2,5 mm ²	5703466224809
088L6070	112 m	2250 W	23,5 Ω	3 x 2,5 mm ²	5703466224816
088L6071	125 m	2530 W	20,9 Ω	3 x 2,5 mm ²	5703466224823
088L6072	148 m	2905 W	18,2 Ω	3 x 2,5 mm ²	5703466224830



ECflex 50T

ECflex readymade heating mat is an extremely high-quality, 360° fully screened twin conductor cable with a tough outer sheath (not UV resistant) fixed on the plastic mesh. Its round profile and robust construction ensures a fast, simple and safe installation in multiple indoor floor constructions.

Heating cable must be used together with an appropriate thermostat to secure against overheating and reduce energy consumption.

This product is specially designed for NZEB (Nearly Zero Energy Building) house applications.


Heating mat is designed to be embedded in concrete or similar.

Cold lead connection point is protected from water ingress by a removable cap.

The cold lead is an installation cable with solid conductors ensuring fast installation. A clearly visible connection avoids accidentally installing the heated element in the wall.


To ensure a long life-time, all mats are minutely inspected including tests for Ohmic resistance, high voltage and material controls to ensure the quality. This means that we are proud to supply our full floor extended Danfoss Warranty.

Product specifications

Benefits <ul style="list-style-type: none"> • Fast and easy to install • Multiple application options • Safe and robust • Long life-time • Maximum protection Approvals:  Standard compliance <ul style="list-style-type: none"> • IEC60800:2009 	Operation voltage	230 V~
	Construction	Twin conductor, one cold lead
	Output	50 W/m ² @ 230 V~
	Max. permissible use temperature, powered	60 °C
	Max. permissible use temperature, unpowered	90 °C
	Cable type, C-C distance	ECflex, 15 cm
	Cable dimensions	Ø 6,9 mm
	Deformation strength	1500 N
	Pulling strength	400 N
	Conductor insulation	XLPE
	Outer sheath	PVC, red
	Screen	100% coverage; alu-foil; 0,5 mm ² tinned copper drain wire
	Cold lead	4m DTCL, 3G 1,5mm ²
	Min. installation temperature	-5 °C
	Bending Ø, min.	5 cm
	IP Class	IPX7
	Packaging	Plastic bag

Types: Set ECflex 50T + Synthetic nails + Tacking Clips

Item no.	Output @ 230V~	Heated area	Dimensions (W x L)	Resistance, Ohm	Cold lead	EAN no.
088L6385	117 W	2,3 m ²	0,75 x 3,0 m	452,8 Ω	3 x 1,5 mm ²	5703466245439
088L6386	178 W	3,4 m ²	0,75 x 4,5 m	297,7 Ω	3 x 1,5 mm ²	5703466245446
088L6387	250 W	5,2 m ²	0,75 x 6,9 m	212,9 Ω	3 x 1,5 mm ²	5703466245453
088L6388	340 W	6,8 m ²	0,75 x 9,0 m	154,4 Ω	3 x 1,5 mm ²	5703466245460
088L6389	430 W	8,8 m ²	0,75 x 11,7 m	123,7 Ω	3 x 1,5 mm ²	5703466247136
088L6390	520 W	10,4 m ²	0,75 x 13,8 m	102,0 Ω	3 x 1,5 mm ²	5703466247143
088L6391	610 W	11,9 m ²	0,75 x 15,9 m	87,1 Ω	3 x 1,5 mm ²	5703466247150
088L6392	690 W	13,7 m ²	0,75 x 18,3 m	76,8 Ω	3 x 1,5 mm ²	5703466247167
088L6393	865 W	17,1 m ²	0,75 x 22,8 m	61,1 Ω	3 x 1,5 mm ²	5703466247174
088L6394	985 W	19,8 m ²	0,75 x 26,4 m	53,9 Ω	3 x 1,5 mm ²	5703466247181
088L6395	1190 W	23,0 m ²	0,75 x 30,6 m	45,9 Ω	3 x 1,5 mm ²	5703466247198
088L6396	1285 W	25,7 m ²	0,75 x 34,2 m	41,1 Ω	3 x 1,5 mm ²	5703466247204



ECflex 75T

ECflex readymade heating mat is an extremely high-quality, 360° fully screened twin conductor cable with a tough outer sheath (not UV stable) fixed on the plastic mesh. Its round profile and robust construction ensures a fast, simple and safe installation in multiple indoor floor constructions.

Heating cable must be used together with an appropriate thermostat to secure against overheating and reduce energy consumption.


Heating mat is designed to be embedded in concrete or similar.

Cold lead connection point to power is protected from water ingress by a removable cap.

The cold lead is an installation cable with solid conductors ensuring fast installation. A clearly visible connection avoids accidentally installing the heated element in the wall.


To ensure a long life-time, all mats are minutely inspected including tests for Ohmic resistance, high voltage and material controls to ensure the quality. This means that we are proud to supply our full floor extended Danfoss Warranty.

Product specifications

Benefits <ul style="list-style-type: none"> • Fast and easy to install • Multiple application options • Safe and robust • Long life-time • Maximum protection Approvals:  Standard compliance <ul style="list-style-type: none"> • IEC60800:2009 	Operation voltage	230 V~
	Construction	Twin conductor, one cold lead
	Output	75 W/m ² @ 230 V~
	Max. permissible use temperature, powered	60 °C
	Max. permissible use temperature, unpowered	90 °C
	Cable type, C-C distance	ECflex, 15 cm
	Cable dimensions	Ø 6,9 mm
	Deformation strength	1500 N
	Pulling strength	400 N
	Conductor insulation	XLPE
	Outer sheath	PVC, red
	Screen	100% coverage; alu-foil; 0,5 mm ² tinned copper drain wire
	Cold lead	4m DTCL, 3G (1,5 or 2,5)mm ²
	Min. installation temperature	-5 °C
	Bending Ø, min.	5 cm
	IP Class	IPX7
Packaging	Plastic bag	

Types: Set ECflex 75T + Synthetic nails + Tacking Clips

Item no.	Output @ 230V~	Heated area	Dimensions (W x L)	Resistance, Ohm	Cold lead	EAN no.
088L6370	80 W	1,1 m ²	0,75 x 1,5 m	652,5 Ω	3 x 1,5 mm ²	5703466245293
088L6371	140 W	2,0 m ²	0,75 x 2,7 m	373,9 Ω	3 x 1,5 mm ²	5703466245309
088L6372	255 W	3,2 m ²	0,75 x 4,2 m	209,3 Ω	3 x 1,5 mm ²	5703466245316
088L6373	330 W	4,5 m ²	0,75 x 6,0 m	160,8 Ω	3 x 1,5 mm ²	5703466245323
088L6374	475 W	6,5 m ²	0,75 x 8,7 m	111,5 Ω	3 x 1,5 mm ²	5703466245330
088L6375	630 W	8,6 m ²	0,75 x 11,4 m	84,4 Ω	3 x 1,5 mm ²	5703466245347
088L6376	730 W	9,9 m ²	0,75 x 13,2 m	72,4 Ω	3 x 1,5 mm ²	5703466245354
088L6377	840 W	11,3 m ²	0,75 x 15,0 m	63,0 Ω	3 x 1,5 mm ²	5703466245361
088L6378	1060 W	14,0 m ²	0,75 x 18,6 m	49,9 Ω	3 x 1,5 mm ²	5703466245378
088L6379	1200 W	16,2 m ²	0,75 x 21,6 m	44,1 Ω	3 x 1,5 mm ²	5703466245385
088L6380	1415 W	18,7 m ²	0,75 x 24,9 m	37,3 Ω	3 x 1,5 mm ²	5703466245392
088L6381	1575 W	20,9 m ²	0,75 x 27,9 m	33,6 Ω	3 x 1,5 mm ²	5703466245408
088L6382	1880 W	25,2 m ²	0,75 x 33,6 m	28,1 Ω	3 x 2,5 mm ²	5703466245415
088L6383	2200 W	29,3 m ²	0,75 x 39,0m	24,0 Ω	3 x 2,5 mm ²	5703466245422



ECflex 100T

ECflex readymade heating mat is an extremely high-quality, 360° fully screened twin conductor cable with a tough outer sheath (not UV resistant) fixed on the plastic mesh. Its round profile and robust construction ensures a fast, simple and safe installation in multiple indoor floor constructions.

Heating cable must be used together with an appropriate thermostat to secure against overheating and reduce energy consumption.


Heating mat is designed to be embedded in concrete or similar.

Cold lead connection point to power is protected from water ingress by a removable cap.

The cold lead is an installation cable with solid conductors ensuring fast installation. A clearly visible connection avoids accidentally installing the heated element in the wall.

To ensure a long life-time, all mats are minutely inspected including tests for Ohmic resistance, high voltage and material controls to ensure the quality. This means that we are proud to supply our full floor extended Danfoss Warranty.

Product specifications

Benefits <ul style="list-style-type: none"> • Fast and easy to install • Multiple application options • Safe and robust • Long life-time • Maximum protection Approvals:  Standard compliance <ul style="list-style-type: none"> • IEC60800:2009 	Nominal voltage	230 V~
	Construction	Twin conductor, one cold lead
	Output	100 W/m ² @ 230 V~
	Max. permissible use temperature, powered	60 °C
	Max. permissible use temperature, unpowered	90 °C
	Cable type, C-C distance	ECflex, 15 cm
	Cable dimensions	Ø 6,9 mm
	Deformation strength	1500 N
	Pulling strength	400 N
	Conductor insulation	XLPE
	Outer sheath	PVC, red
	Screen	100% coverage; alu-foil; 0,5 mm ² tinned copper drain wire
	Cold lead	4m DTCL, 3G (1,5 or 2,5)mm ²
	Min. installation temperature	-5 °C
	Bending Ø, min.	5 cm
	IP Class	IPX7
Packaging	Plastic bag	

Types: Set ECflex 100T + Synthetic nails + Tacking Clips

Item no.	Output @ 230V~	Heated area	Dimensions (W x L)	Resistance, Ohm	Cold lead	EAN no.
088L6353	120 W	1,1 m ²	0,75 x 1,5 m	441 Ω	3 x 1,5 mm ²	5703466244623
088L6354	165 W	1,6 m ²	0,75 x 2,1 m	311 Ω	3 x 1,5 mm ²	5703466245149
088L6355	240 W	2,5 m ²	0,75 x 3,3 m	220 Ω	3 x 1,5 mm ²	5703466245156
088L6356	355 W	3,6 m ²	0,75 x 4,8 m	147 Ω	3 x 1,5 mm ²	5703466245163
088L6357	445 W	4,3 m ²	0,75 x 5,7 m	120 Ω	3 x 1,5 mm ²	5703466245170
088L6358	550 W	5,6 m ²	0,75 x 7,5 m	96,2 Ω	3 x 1,5 mm ²	5703466245187
088L6359	660 W	6,5 m ²	0,75 x 8,7 m	82,7 Ω	3 x 1,5 mm ²	5703466245194
088L6360	780 W	7,7 m ²	0,75 x 10,2 m	67,8 Ω	3 x 1,5 mm ²	5703466245200
088L6361	900 W	9,0 m ²	0,75 x 12,0 m	58,8 Ω	3 x 1,5 mm ²	5703466245217
088L6362	1120 W	11,0 m ²	0,75 x 14,7 m	47,2 Ω	3 x 1,5 mm ²	5703466245224
088L6363	1350 W	13,5 m ²	0,75 x 18,0m	39,2 Ω	3 x 1,5 mm ²	5703466245231
088L6364	1470 W	14,9 m ²	0,75 x 19,8 m	36,0 Ω	3 x 1,5 mm ²	5703466245248
088L6365	1630 W	16,2 m ²	0,75 x 21,6 m	32,5 Ω	3 x 1,5 mm ²	5703466245255
088L6366	1810 W	18,2 m ²	0,75 x 24,3 m	29,2 Ω	3 x 2,5 mm ²	5703466245262
088L6367	2170 W	21,8 m ²	0,75 x 29,1 m	24,4 Ω	3 x 2,5 mm ²	5703466245279
088L6368	2450 W	24,3 m ²	0,75 x 32,4 m	21,6 Ω	3 x 2,5 mm ²	5703466245286



ECbasic 20S


ECbasic is a high-quality, braided screen, single conductor cable with a non UV stable outer sheath. Its round profile and robust construction ensures a fast, simple and safe installation in multiple indoor, outdoor and pipe tracing applications.

Heating cable must be used together with an appropriate thermostat to secure against overheating and reduce energy consumption.

The two cold leads have clearly visible connections to avoid accidentally installing the heated cable in the wall.

To ensure a long life-time, all cables are minutely inspected including tests for Ohmic resistance, high voltage and material controls to ensure the quality. This means that we are proud to supply our full floor extended Danfoss warranty.

Product specifications

Benefits <ul style="list-style-type: none"> • Easy to install • Multiple application options • Safe and robust • Long life-time Approvals:  Standard compliance <ul style="list-style-type: none"> • EN/IEC60800:1992 	Nominal voltage	230 V~
	Construction	Round, single conductor with screen, 2 x cold lead
	Output	20 W/m @ 230 V~
	Max. permissible use temperature, powered	60 °C
	Max. permissible use temperature, unpowered	90 °C
	Cable dimensions	Ø 5,5 mm
	Deformation strength	600 N
	Pulling strength	120 N
	Conductor insulation	XLPE
	Outer sheath	PVC
	Screen	16 x 0,3 mm Cu (1 mm ²)
	Cold lead	3 m, 2 x (1,5, 2,5 or 4)mm ² , DSWA, single conductor with screen
	Min. installation temperature	-5 °C
	Bending Ø, min.	5 cm
	IP Class	IPX7

Types

Item no.	Cable length, m	Output, W @ 230 V~	Resistance, Ohm	Cold lead, mm ²	EAN no.
088L2130	9 m	170 W	347,3 Ω	1 x 1,5 mm ²	5703466126530
088L2131	14 m	260 W	203,5 Ω	1 x 1,5 mm ²	5703466126547
088L2132	18 m	375 W	141,1 Ω	1 x 1,5 mm ²	5703466126554
088L2133	26 m	520 W	101,7 Ω	1 x 1,5 mm ²	5703466126561
088L2134	32 m	640 W	82,7 Ω	1 x 1,5 mm ²	5703466126578
088L2135	39 m	800 W	66,1 Ω	1 x 1,5 mm ²	5703466126585
088L2136	53 m	1070 W	49,4 Ω	1 x 1,5 mm ²	5703466126592
088L2137	63 m	1260 W	42,0 Ω	1 x 1,5 mm ²	5703466126608
088L2138	74 m	1465 W	36,1 Ω	1 x 1,5 mm ²	5703466126615
088L2139	91 m	1820 W	29,1 Ω	1 x 1,5 mm ²	5703466126622
088L2140	110 m	2025 W	23,9 Ω	1 x 1,5 mm ²	5703466126639
088L2141	131 m	2640 W	20,0 Ω	1 x 2,5 mm ²	5703466126646
088L2142	159 m	3170 W	16,7 Ω	1 x 2,5 mm ²	5703466126653
088L2143	192 m	3855 W	13,7 Ω	1 x 2,5 mm ²	5703466126660
088L2144	228 m	4565 W	11,6 Ω	1 x 4,0 mm ²	5703466126677



ECmat 100T


ECmat is an extremely high-quality, 360° fully screened self-adhesive all-in-one mat with FEP insulated conductors and a red PVDF outer sheath (non UV stable). The round profile, low height (only 3,5 mm) and robust construction ensures a fast, simple and safe installation perfect for renovating existing floors.

Heating cable must be used together with an appropriate thermostat to secure against overheating and reduce energy consumption.

The cold lead is an installation cable with solid conductors ensuring fast installation. A clearly visible connection avoids accidentally installing the heated cable in the wall.

To ensure a long life-time, all cables are minutely inspected including tests for Ohmic resistance, high voltage and material controls to ensure the quality. This means that we are proud to supply our full floor extended Danfoss warranty.

Product specifications

Benefits <ul style="list-style-type: none"> • Fast and easy to install • Self-adhesive mesh • Low height - only 3,5 mm • Only one cold lead • Long life-time • Maximum protection Approvals:  Standard compliance <ul style="list-style-type: none"> • IEC 60335-1: 2012 (with amendments) • IEC 60335-2-96: 2002 (with amendments) 	Nominal voltage	230 V~
	Construction	Twin conductor with 360° screening, one cold lead
	Output	100 W/m ² @ 230 V~
	Max. permissible use temperature, powered	115 °C
	Max. permissible use temperature, unpowered	120 °C
	Cable dimensions	3,0 mm
	Deformation strength	600 N
	Pulling strength	120 N
	Conductor insulation	FEP
	Outer sheath	PVDF
	Screen	100% coverage; alu-foil; 0,5 mm ² tinned copper drain wire
	Cold lead	4 m DTWB, 2 x 1 mm ² with screen
	Min. installation temperature	-5 °C
	Bending Ø, min.	5 cm
IP Class	IPX7	

Types

Item no.	Output @ 230V~	Heated area	Resistance, Ohm	Dimensions (W x L)	EAN no.
088L0215	50 W	0,5 m ²	1058 Ω	0,5 x 1 m	5703466120071
088L0216	100 W	1,0 m ²	529 Ω	0,5 x 2 m	5703466120088
088L0217	150 W	1,5 m ²	353 Ω	0,5 x 3 m	5703466120095
088L0218	200 W	2,0 m ²	265 Ω	0,5 x 4 m	5703466120101
088L0219	250 W	2,5 m ²	212 Ω	0,5 x 5 m	5703466120118
088L0220	300 W	3,0 m ²	176 Ω	0,5 x 6 m	5703466120125
088L0221	350 W	3,5 m ²	151 Ω	0,5 x 7 m	5703466120132
088L0222	400 W	4,0 m ²	132 Ω	0,5 x 8 m	5703466120149
088L0223	500 W	5,0 m ²	106 Ω	0,5 x 10 m	5703466120156
088L0224	600 W	6,0 m ²	88 Ω	0,5 x 12 m	5703466120163
088L0225	700 W	7,0 m ²	76 Ω	0,5 x 14 m	5703466120170
088L0226	800 W	8,0 m ²	66 Ω	0,5 x 16 m	5703466120187
088L0227	900 W	9,0 m ²	59 Ω	0,5 x 18 m	5703466120194
088L0228	1000 W	10,0 m ²	53 Ω	0,5 x 20 m	5703466120200
088L0229	1200 W	12,0 m ²	44 Ω	0,5 x 24 m	5703466120347



ECmat 150T


ECmat is an extremely high-quality, 360° fully screened self-adhesive all-in-one mat with FEP insulated conductors and a red PVDF outer sheath (non UV stable). The round profile, low height (only 3,5 mm) and robust construction ensures a fast, simple and safe installation perfect for renovating existing floors.

Heating cable must be used together with an appropriate thermostat to secure against overheating and reduce energy consumption.

The cold lead is an installation cable with solid conductors ensuring fast installation. A clearly visible connection avoids accidentally installing the heated cable in the wall.

To ensure a long life-time, all cables are minutely inspected including tests for Ohmic resistance, high voltage and material controls to ensure the quality. This means that we are proud to supply our full floor extended Danfoss warranty.

Product specifications

Benefits <ul style="list-style-type: none"> • Fast and easy to install • Self-adhesive mesh • Low height - only 3,5 mm • Only one cold lead • Long life-time • Maximum protection Approvals:  Standard compliance <ul style="list-style-type: none"> • IEC 60335-1: 2012 (with amendments) • IEC 60335-2-96: 2002 (with amendments) 	Nominal voltage	230 V~
	Construction	Twin conductor with 360° screening, one cold lead
	Output	150 W/m ² @ 230 V~
	Max. permissible use temperature, powered	115 °C
	Max. permissible use temperature, unpowered	120 °C
	Cable dimensions	3,0 mm
	Deformation strength	600 N
	Pulling strength	120 N
	Conductor insulation	FEP
	Outer sheath	PVDF
	Screen	100% coverage; alu-foil; 0,5 mm ² tinned copper drain wire
	Cold lead	4 m DTWB, 2 x 1 mm ² with screen
	Min. installation temperature	-5 °C
	Bending Ø, min.	5 cm
	IP Class	IPX7

Types

Item no.	Output @ 230V~	Heated area	Resistance, Ohm	Dimensions (W x L)	EAN no.
088L0200	75 W	0,5 m ²	705 Ω	0,5 x 1 m	5703466117729
088L0201	150 W	1,0 m ²	353 Ω	0,5 x 2 m	5703466117736
088L0202	225 W	1,5 m ²	235 Ω	0,5 x 3 m	5703466117743
088L0203	300 W	2,0 m ²	176 Ω	0,5 x 4 m	5703466117750
088L0204	375 W	2,5 m ²	141 Ω	0,5 x 5 m	5703466117767
088L0205	450 W	3,0 m ²	118 Ω	0,5 x 6 m	5703466117774
088L0206	525 W	3,5 m ²	100 Ω	0,5 x 7 m	5703466117781
088L0207	600 W	4,0 m ²	88 Ω	0,5 x 8 m	5703466117798
088L0208	750 W	5,0 m ²	70 Ω	0,5 x 10 m	5703466117804
088L0209	900 W	6,0 m ²	59 Ω	0,5 x 12 m	5703466117811
088L0210	1050 W	7,0 m ²	50 Ω	0,5 x 14 m	5703466117828
088L0211	1200 W	8,0 m ²	44 Ω	0,5 x 16 m	5703466117835
088L0212	1350 W	9,0 m ²	40 Ω	0,5 x 18 m	5703466117842
088L0213	1500 W	10,0 m ²	35 Ω	0,5 x 20 m	5703466117859
088L0214	1800 W	12,0 m ²	30 Ω	0,5 x 24 m	5703466120330



ECmat 200T


ECmat is an extremely high-quality, 360° fully screened self-adhesive all-in-one mat with FEP insulated conductors and a red PVDF outer sheath (non UV stable). The round profile, low height (only 3,5 mm) and robust construction ensures a fast, simple and safe installation perfect for renovating existing floors.

Heating cable must be used together with an appropriate thermostat to secure against overheating and reduce energy consumption.

The cold lead is an installation cable with solid conductors ensuring fast installation. A clearly visible connection avoids accidentally installing the heated cable in the wall.

To ensure a long life-time, all cables are minutely inspected including tests for Ohmic resistance, high voltage and material controls to ensure the quality. This means that we are proud to supply our full floor extended Danfoss warranty.

Product specifications

Benefits <ul style="list-style-type: none"> • Fast and easy to install • Self-adhesive mesh • Low height - only 3,5 mm • Only one cold lead • Long life-time • Maximum protection Approvals:  Standard compliance <ul style="list-style-type: none"> • IEC 60335-1: 2012 (with amendments) • IEC 60335-2-96: 2002 (with amendments) 	Nominal voltage	230 V~
	Construction	Twin conductor with 360° screening, one cold lead
	Output	200 W/m ² @ 230 V~
	Max. permissible use temperature, powered	115 °C
	Max. permissible use temperature, unpowered	120 °C
	Cable dimensions	3,0 mm
	Deformation strength	600 N
	Pulling strength	120 N
	Conductor insulation	FEP
	Outer sheath	PVDF
	Screen	100% coverage; alu-foil; 0,5 mm ² tinned copper drain wire
	Cold lead	4 m DTWB 2 x 1 mm ² with screen
	Min. installation temperature	-5 °C
	Bending Ø, min.	5 cm
IP Class	IPX7	

Types

Item no.	Output @ 230V~	Heated area	Resistance, Ohm	Dimensions (W x L)	EAN no.
088L5400	87 W	0,45 m ²	608 Ω	0,5 x 0,9 m	5703466242087
088L5405	215 W	1,05 m ²	246 Ω	0,5 x 2,1 m	5703466242094
088L5410	285 W	1,45 m ²	186 Ω	0,5 x 2,9 m	5703466242100
088L5415	430 W	2,1 m ²	123 Ω	0,5 x 4,2 m	5703466242117
088L5420	500 W	2,5 m ²	106 Ω	0,5 x 5,0 m	5703466242124
088L5425	605 W	3,1 m ²	87 Ω	0,5 x 6,2 m	5703466242131
088L5430	695 W	3,45 m ²	76 Ω	0,5 x 6,9 m	5703466242148
088L5435	845 W	4,3 m ²	63 Ω	0,5 x 8,6 m	5703466242155
088L5440	990 W	4,95 m ²	53 Ω	0,5 x 9,9 m	5703466242162
088L5445	1210 W	6,1 m ²	44 Ω	0,5 x 12,2 m	5703466242179
088L5450	1385 W	7,0 m ²	38 Ω	0,5 x 14,0 m	5703466242186
088L5455	1565 W	7,8 m ²	34 Ω	0,5 x 15,6 m	5703466242193
088L5460	1715 W	8,8 m ²	31 Ω	0,5 x 17,6 m	5703466242209
088L5465	2070 W	10,5 m ²	26 Ω	0,5 x 21 m	5703466242216



EHeat 150S


EHeat is an high-quality, braided screen, self-adhesive all-in-one mat with FEP insulated conductors and a red PVDF outer sheath (non UV stable). The round profile, very low height (only 2,5 mm) and robust construction ensures a fast, simple and safe installation perfect for renovating existing floors.

Heating cable must be used together with an appropriate thermostat to secure against overheating and reduce energy consumption.

The two cold leads have clearly visible connections to avoid accidentally installing the heated cable in the wall.

To ensure a long life-time, all cables are minutely inspected including tests for Ohmic resistance, high voltage and material controls to ensure the quality. This means that we are proud to supply our full floor extended Danfoss warranty.

Product specifications

Benefits <ul style="list-style-type: none"> • Fast and easy to install • Self-adhesive mesh • Very low height - only 2,5 mm • Long life-time Approvals: 	Nominal voltage	230 V~
	Construction	Round, single conductor with screen, two cold leads
	Output	150 W/m ² @ 230 V~
	Max. permissible use temperature, powered	110 °C
	Max. permissible use temperature, unpowered	120 °C
	Cable thickness	2,5 mm
	Deformation strength	600 N
	Pulling strength	120 N
	Conductor insulation	FEP
	Outer sheath	PVDF
	Screen	10 × CU threads
	Cold lead	2 × 3 m, DSWB, 1 × 1,0 mm ² , with screen
	Min. installation temperature	-5 °C
	Bending Ø, min.	5 cm
	IP Class	IPX7

Types

Item no.	Heated area	Output @ 230V~	Resistance, Ohm	Dimensions (W x L)	EAN no.
088L0550	0,5 m ²	75 W	705 Ω	0,5 × 1 m	5703466118757
088L0551	1,0 m ²	150 W	353 Ω	0,5 × 2 m	5703466118764
088L0552	1,5 m ²	225 W	235 Ω	0,5 × 3 m	5703466118771
088L0553	2,0 m ²	300 W	176 Ω	0,5 × 4 m	5703466118788
088L0554	2,5 m ²	375 W	141 Ω	0,5 × 5 m	5703466118795
088L0555	3,0 m ²	450 W	118 Ω	0,5 × 6 m	5703466118801
088L0556	3,5 m ²	525 W	101 Ω	0,5 × 7 m	5703466118818
088L0557	4,0 m ²	600 W	88 Ω	0,5 × 8 m	5703466118825
088L0558	5,0 m ²	750 W	74 Ω	0,5 × 10 m	5703466118832
088L0559	6,0 m ²	900 W	59 Ω	0,5 × 12 m	5703466118849
088L0560	7,0 m ²	1050 W	50 Ω	0,5 × 14 m	5703466118856
088L0561	8,0 m ²	1200 W	44 Ω	0,5 × 16 m	5703466118863
088L0562	9,0 m ²	1350 W	39 Ω	0,5 × 18 m	5703466118870
088L0563	10,0 m ²	1500 W	35 Ω	0,5 × 20 m	5703466118887

ECdry 55 Heating Element

ECdry is a floor heating system consisting of a foam construction only 8 mm high with heating elements inside.


Heating cable must be used together with an appropriate thermostat to secure against overheating and reduce energy consumption.

This all-in-one heating element and underlay system can be used under wooden floorings, parquets and laminates up to 22 mm (and even carpets with ECdry Plug Kit). The system has been tested with flooring materials with insulation values from 0,05 to 0,18 m² K/W.

To ensure a long life-time, all heating elements are minutely inspected including tests for Ohmic resistance, high voltage and material controls to ensure the quality.



Product specifications

Benefits <ul style="list-style-type: none"> • Easy and simple installation • No screed needed • Fast responding • Noise reduction up to 17 dB • Low building height Approvals:  Standard compliance <ul style="list-style-type: none"> • EN/IEC 60335-2-96 (with ECdry Touch Kit) 	Nominal voltage	230 V~
	Output	55 W/m ² @ 230 V~
	Height	8 mm
	Max. amps per ECdry system	10 A
	Insulation value (μ)	8 W/m ² K
	Sound reduction value	17 db
	IP class	X7
	Compressive strength	More than 10kPa

Types

Item no.	Type	Heated area	Output, W @ 230 V~	EAN no.
088L0140	Danfoss ECdry 55, 2 m ²	1,4 m ²	77 W	5703466238196
088L0141	Danfoss ECdry 55, 3 m ²	2,4 m ²	132 W	5703466238202
088L0142	Danfoss ECdry 55, 4 m ²	3,4 m ²	187 W	5703466238219
088L0143	Danfoss ECdry 55, 5 m ²	4,4 m ²	242 W	5703466238226

Accessories

Item no.	Product name	Type	EAN no.
088L0123	Danfoss ECdry Touch Kit	ECdry Touch kit	5703466238233
088L0144	Danfoss ECdry Fillermat 2 m ²	ECdry Fillermat	5703466238233
088L0124	Danfoss ECdry Extension cord 0,25 m	ECdry Extension cord	5703466238165
088L0125	Danfoss ECdry Extension cord 1 m	ECdry Extension cord	5703466238172
088L0126	Danfoss ECdry Extension cord 2 m	ECdry Extension cord	5703466238189

Output	Subfloor		Top floor	
	Wood	Concrete	Wood	Laminate
55 W/m ²	+	+	+	+

ECdry 100 Heating Element

ECdry is a floor heating system consisting of a foam construction only 8 mm high with heating elements inside.


Heating cable must be used together with an appropriate thermostat to secure against overheating and reduce energy consumption.

This all-in-one heating element and underlay system can be used under wooden floorings, parquets and laminates up to 22 mm (and even carpets with ECdry Plug Kit). The system has been tested with flooring materials with insulation values from 0.05 to 0,18 m² K/W.

To ensure a long life-time, all heating elements are minutely inspected including tests for Ohmic resistance, high voltage and material controls to ensure the quality.



Product specifications

Benefits <ul style="list-style-type: none"> • Easy and simple installation • No screed needed • Fast responding • Noise reduction up to 17 dB • Low building height Approvals: 	Nominal voltage	230 V~
	Output	100 W/m ² @ 230 V~
	Height	8 mm
	Max. amps per ECdry system	10 A
	Insulation value (μ)	8 W/m ² K
	Sound reduction value	17 db
	IP class	X7
	Compressive strength	More than 10kPa
	Standard compliance <ul style="list-style-type: none"> • EN/IEC 60335-2-96 (with ECDry Touch Kit) 	

Types

Item no.	Type	Heated area	Output, W @ 230 V~	EAN no.
088L0145	Danfoss ECdry 100, 1 m ²	0,4 m ²	40 W	5703466240434
088L0146	Danfoss ECdry 100, 2 m ²	1,4 m ²	140 W	5703466240441
088L0147	Danfoss ECdry 100, 3 m ²	2,4 m ²	240 W	5703466240458
088L0148	Danfoss ECdry 100, 4 m ²	3,4 m ²	340 W	5703466240465
088L0149	Danfoss ECdry 100, 5 m ²	4,4 m ²	440 W	5703466240472

Accessories

Item no.	Product name	Type	EAN no.
088L0123	Danfoss ECdry Touch Kit	ECdry Touch kit	5703466238233
088L0144	Danfoss ECdry Fillermat 2 m ²	ECdry Fillermat	5703466238233
088L0124	Danfoss ECdry Extension cord 0,25 m	ECdry Extension cord	5703466238165
088L0125	Danfoss ECdry Extension cord 1 m	ECdry Extension cord	5703466238172
088L0126	Danfoss ECdry Extension cord 2 m	ECdry Extension cord	5703466238189

Output	Subfloor		Top floor	
	Wood	Concrete	Wood	Laminate
100 W/m ²	-	+	+	+




ECdry Touch Kit

The ECdry Touch Kit is used to control the ECdry floor heating system designed for floor heating in dry rooms under wooden floorings, parquets and laminates.

The kit consists of the ECtemp Touch thermostat, the NTC Floor Sensor, the Power Supply Cord, the Connection Tool and aluminium Tape.



Product specifications

Benefits <ul style="list-style-type: none"> • All-in-the-box • Easy installation • Digital timer thermostat • Low standby consumption • Childproof function Standard compliance <ul style="list-style-type: none"> • EN/IEC 60335-2-96 (with ECdry) • EN/IEC 60730-1 (general) • EN/IEC 60730-2-7 (timer) • EN/IEC 60730-2-9 (thermostat) 	Operation voltage	220 - 240 V~ 50/60 Hz
	Standby power consumption	max. 0,40 W
	Resistive load	16A, 3680 W @ 230 V
	Inductive load	Max. 1 A, cos φ = 0,3
	Sensing unit	NTC 15 kΩ @ 25 °C
	Ambient temperature	0 °C to 30 °C
	Frost protection	5 °C to 9 °C (default 5 °C)
	Temperature range	5 °C to 35°C (room) 5 °C to 45 °C (floor)
	Cable specification max	1 x 4 mm ² or 2 x 2,5 mm ²
	Ball pressure test temperature	75 °C
	Pollution degree	2 (domestic use)
	Controller type	1 C
	Storage temperature	-20 °C to +65 °C
	IP class	21
	Protection class	Class II - 
	Dimensions (H/W/D)	85 x 85 x 20-24 mm (in-wall depth: 22 mm)
	Weight	115 g

Type

Item no.	Product name	Type	EAN no.
088L0123	Danfoss ECdry Touch Kit	With ECtemp Touch timer	5703466238158

Accessories

Item no.	Product name	Type	EAN no.
088L0144	Danfoss ECdry Fillermat 2 m ²	ECdry Fillermat	5703466238233
088L0124	Danfoss ECdry Extension cord 0,25 m	ECdry Extension cord	5703466238165
088L0125	Danfoss ECdry Extension cord 1 m	ECdry Extension cord	5703466238172
088L0126	Danfoss ECdry Extension cord 2 m	ECdry Extension cord	5703466238189

Output	Subfloor		Top floor	
	Wood	Concrete	Wood	Laminate
55 W/m ²	+	+	+	+
100 W/m ²	-	+	+	+

Reflect insulation plates

EFCI is an energy-efficient system, which provides up to 20% extra energy saving through integrated thermal insulation. EFCI Insulation plate covered with aluminium and readymade groves for easy and fast installation of ECflex heating cables. The full covering aluminium effect ensures faster reaction time and an even heat distribution for the top floor.

EFCI a special system for new floor installed on top of all existing floors or sub floors. The system can be installed on the existing tiles, wooden floors or concrete floors. The system can be used under nearly all types of floor surfaces.

EFCI system under laminate, wooden or parquet floors – EFCI & ECflex must not be embedded in concrete or similar “wet” material, Dry installation only.



Product specifications

Benefits <ul style="list-style-type: none"> • Sturdy construction • No mason work with screed • Fits ECflex • Fits odd corners • Reduced downward heat loss • Even temperature distribution • Quick response time with timer • Noise reduction -3 dB 	Construction	Polystyrene with aluminium
	R value	0,26 m ² K/W
	Plate size	50 x 100 cm
	Thickness	13 mm
	Aluminium thickness	0,8 mm
	Insulation	12 mm fire retardant EPS
	Deformation strength	>400 kPa at 10% compression
	Max working temp	80 °C
	Usage of cable	5 metres per plate
	Noise reduction	-3 dB

Heat density [W/m²]

CC-distance [cm]	ECflex 10
10	100 W/m ²
20	50 W/m ²

Types

Item no.	Type	No. of plates	EAN no.
088L0076	Reflect insulation plates, 5m ²	10 plates	5703466228104
088L0077	Reflect insulation plates, 2m ²	4 plates	5703466228111
088L0097	Reflect insulation plates, 50m ²	100 plates	5703466173589



ECfreeze 7,5T - 400 V


ECfreeze is an extremely high-quality, 360° fully screened twin conductor cable with a tough outer sheath (UV resistant). Its round profile and robust construction ensures a fast, simple and safe installation in frost heave prevention systems in foundation of cold stores, ice stadiums, etc. Besides it could be used in multiple indoor floor constructions and pipe tracing applications.

Heating cable must be used together with an appropriate thermostat to secure against overheating and reduce energy consumption.

The cold lead is an installation cable with solid conductors ensuring fast installation. A clearly visible connection avoids accidentally installing the heated cable in the wall. Cold lead connection point is protected from water ingress by a removable cap.

To ensure a long life-time, all cables are minutely inspected including tests for Ohmic resistance, high voltage and material controls to ensure the quality. This means that we are proud to supply our full extended Danfoss Warranty.

Technical specifications

Benefits <ul style="list-style-type: none"> • Fast and easy to install • Frost heave prevention systems • Safe and robust • Long life-time • UV resistant Approvals:  Standard compliance: <ul style="list-style-type: none"> • EN/IEC60800:2009 	Nominal voltage	400 V~
	Construction	Round, twin conductor, one cold lead
	Output	7,5 W/m @ 400 V~
	Max. permissible use temperature, powered	80 °C
	Max. permissible use temperature, unpowered	90 °C
	Cable type	ECsafe
	Cable dimensions	Ø 6,9 mm
	Deformation strength	1500 N
	Pulling strength	400 N
	Conductor insulation	XLPE
	Outer sheath	UV protected PVC
	Screen	100% coverage; alu-foil; 0,5 mm ² tinned copper drain wire
	Cold lead	4m DTCL, 3G (1,5 or 2,5)mm ²
	Min. installation temperature	-5 °C
	Bending Ø, min.	5 cm
	IP Class	IPX7
Packaging	Cartoon box or Plywood spool	

Types: ECfreeze 7,5T - 400 V with cold lead 4 m

Item no.	Cable length, m	Output, W @ 400 V~	Resistance, Ohm	Cold lead, mm ²	EAN no.
088L6300	35 m	260 W	615 Ω	3 x 1,5 mm ²	5703466244647
088L6301	48 m	355 W	444 Ω	3 x 1,5 mm ²	5703466244654
088L6302	71 m	540 W	299 Ω	3 x 1,5 mm ²	5703466244661
088L6303	118 m	890 W	180 Ω	3 x 1,5 mm ²	5703466244678
088L6304	142 m	1065 W	150 Ω	3 x 1,5 mm ²	5703466244685
088L6305	170 m	1280 W	125 Ω	3 x 1,5 mm ²	5703466244692
088L6306	217 m	1635 W	98,2 Ω	3 x 1,5 mm ²	5703466244708
088L6307	241 m	1810 W	88,4 Ω	3 x 1,5 mm ²	5703466244715
088L6308	288 m	2160 W	74,1 Ω	3 x 1,5 mm ²	5703466244722
088L6309	382 m	2870 W	55,7 Ω	3 x 1,5 mm ²	5703466244739
088L6310	431 m	3230 W	49,5 Ω	3 x 1,5 mm ²	5703466244746
088L6311	482 m	3610 W	44,3 Ω	3 x 2,5 mm ²	5703466244753
088L6312	552 m	4140 W	38,6 Ω	3 x 2,5 mm ²	5703466244760



ECsafe 20T


ECsafe is an extremely high-quality, 360° fully screened twin conductor cable with a tough outer sheath (UV stable). Its round profile and robust construction ensures a fast, simple and safe installation in multiple outdoor applications. ECsafe heating cables should not be in direct contact with bitumen roofs.

Heating cable must be used together with an appropriate thermostat to secure against overheating and reduce energy consumption.

The cold lead is an installation cable with solid conductors ensuring fast installation with a clearly visible connection.

To ensure a long life-time, all cables are minutely inspected including tests for Ohmic resistance, high voltage and material controls to ensure the quality. This means that we are proud to supply our extended Danfoss warranty.

Product specifications

Benefits <ul style="list-style-type: none"> • Fast and easy to install • Multiple application options • Safe and robust • Long life-time • Maximum protection • UV stable Approvals:  Standard compliance <ul style="list-style-type: none"> • EN/IEC60800:2009 	Nominal voltage	230 V~
	Construction	Round, twin conductor with 360° screen, one cold lead
	Output	20 W/m
	Max. permissible use temperature, powered	60 °C
	Max. permissible use temperature, unpowered	90 °C
	Cable dimensions	Ø 6,9 mm
	Deformation strength	1500 N
	Pulling strength	400 N
	Conductor insulation	XLPE
	Outer sheath	UV protected PVC
	Screen	100% coverage; alu-foil; 0,5 mm ² tinned copper drain wire
	Cold lead	2,3 m DTCL, 3G (1,5 or 2,5)mm ²
	Min. installation temperature	-5 °C
	Bending Ø, min.	5 cm
	IP Class	IPX7

Types

Item no.	Cable length, m	Output, W @ 230 V~	Resistance, Ohm	Cold lead, mm ²	EAN no.
088L2170	6 m	125 W	430,1 Ω	3 x 1,5 mm ²	5703466227312
088L2171	12 m	250 W	216,5 Ω	3 x 1,5 mm ²	5703466227329
088L2172	17 m	335 W	157,3 Ω	3 x 1,5 mm ²	5703466227336
088L2173	25 m	505 W	105,2 Ω	3 x 1,5 mm ²	5703466227343
088L2174	33 m	675 W	79,2 Ω	3 x 1,5 mm ²	5703466227350
088L2175	42 m	830 W	63,4 Ω	3 x 1,5 mm ²	5703466227367
088L2176	50 m	1000 W	53,0 Ω	3 x 1,5 mm ²	5703466227374
088L2177	60 m	1200 W	44,1 Ω	3 x 1,5 mm ²	5703466227381
088L2178	68 m	1370 W	38,7 Ω	3 x 1,5 mm ²	5703466227398
088L2179	85 m	1700 W	31,2 Ω	3 x 1,5 mm ²	5703466227404
088L2180	101 m	2040 W	26,1 Ω	3 x 2,5 mm ²	5703466227411
088L2181	118 m	2360 W	22,4 Ω	3 x 2,5 mm ²	5703466227428
088L2182	135 m	2685 W	19,7 Ω	3 x 2,5 mm ²	5703466227435
088L2183	152 m	3025 W	17,5 Ω	3 x 2,5 mm ²	5703466227442
088L2184	170 m	3385 W	15,6 Ω	3 x 2,5 mm ²	5703466227459
088L2185	194 m	3895 W	13,6 Ω	3 x 2,5 mm ²	5703466227466



ECsafe 100T - 230 V, ECsafe 100T - 400 V

ECsafe readymade heating cable mat is an extremely high-quality, 360° fully screened twin conductor cable with a tough outer sheath (UV resistant) fixed by the plastic tapes. Its round profile and robust construction ensures a fast, simple and safe installation in multiple indoor floor constructions like: new build houses for accumulating systems, comfort floor heating in public and commercial buildings for new build and renovations. ECsafe heating mats should not be in direct contact with bitumen roofs.


Heating cable must be used together with an appropriate thermostat to secure against overheating and reduce energy consumption.

Heating element is designed to be mounted on steel reinforcement mesh, allowing unhindered passing of concrete. Cold lead connection point is protected from water ingress by a removable cap.

The cold lead is an installation cable with solid conductors ensuring fast installation. A clearly visible connection avoids accidentally installing the heated element in the wall.

To ensure a long life-time, all mats are minutely inspected including tests for Ohmic resistance, high voltage and material controls to ensure the quality. This means that we are proud to supply our full floor extended Danfoss Warranty.

Product specifications


<p>Benefits</p> <ul style="list-style-type: none"> • Fast and easy to install • Multiple application options • Safe and robust • Long life-time • Maximum protection <p>Approvals:</p>  <p>Standard compliance</p> <ul style="list-style-type: none"> • EN/IEC60800:2009 	Operation voltage	230 V~ and 400 V~
	Construction	Twin conductor, one cold lead
	Output	100 W/m ² @ 230 V~
	Max. permissible use temperature, powered	60 °C
	Max. permissible use temperature, unpowered	90 °C
	Cable type, C-C distance	ECsafe, 15 cm
	Cable dimensions	Ø 6,9 mm
	Deformation strength	1500 N
	Pulling strength	400 N
	Conductor insulation	XLPE
	Outer sheath	PVC, black
	Screen	100% coverage; alu-foil; 0,5 mm ² tinned copper drain wire
	Cold lead	10 m DTCL, 3G (1,5 or 2,5)mm ²
	Min. installation temperature	-5 °C
	Bending Ø, min.	5 cm
	IP Class	IPX7
	Packaging	Plastic bag

Types: Set ECsafe 100T - 230 V with cold lead 10 m

Item no.	Output @ 230V~	Heated area	Dimensions (W x L)	Resistance, Ohm	Cold lead	EAN no.
088L6451	445 W	4,2 m ²	1 x 4,3 m	118,9 Ω	3 x 1,5 mm ²	5703466246047
088L6452	580 W	5,7 m ²	1 x 5,8 m	91,2 Ω	3 x 1,5 mm ²	5703466246054
088L6453	720 W	7,2 m ²	1 x 7,2 m	73,5 Ω	3 x 1,5 mm ²	5703466246061
088L6454	855 W	8,7 m ²	1 x 8,6 m	61,9 Ω	3 x 1,5 mm ²	5703466246078
088L6455	1020 W	10,5 m ²	1 x 10,4 m	51,9 Ω	3 x 1,5 mm ²	5703466246085
088L6456	1190 W	11,7 m ²	1 x 11,8 m	44,5 Ω	3 x 1,5 mm ²	5703466246092
088L6457	1330 W	13,2 m ²	1 x 13,2m	39,8 Ω	3 x 1,5 mm ²	5703466246108
088L6458	1465 W	14,7 m ²	1 x 14,7 m	36,1 Ω	3 x 1,5 mm ²	5703466246115
088L6459	1770 W	17,4 m ²	1 x 17,5 m	29,9 Ω	3 x 1,5 mm ²	5703466246122
088L6460	2040 W	20,4 m ²	1 x 20,4 m	25,9 Ω	3 x 2,5 mm ²	5703466246139
088L6461	2320 W	23,4 m ²	1 x 23,3 m	22,8 Ω	3 x 2,5 mm ²	5703466246146
088L6462	2670 W	26,1 m ²	1 x 26,2 m	20,0 Ω	3 x 2,5 mm ²	5703466246153
088L6463	2930 W	29,4 m ²	1 x 29,3 m	18,1 Ω	3 x 2,5 mm ²	5703466246160

Types: Set ECsafe 100T - 400 V with cold lead 10 m

Item no.	Output @ 400V~	Heated area	Dimensions (W x L)	Resistance, Ohm	Cold lead	EAN no.
088L6466	500 W	5,1 m ²	1 x 5,0 m	325,7 Ω	3 x 1,5 mm ²	5703466246207
088L6467	760 W	7,5 m ²	1 x 7,5 m	212,9 Ω	3 x 1,5 mm ²	5703466246214
088L6468	1010 W	9,9 m ²	1 x 10,0 m	158,3 Ω	3 x 1,5 mm ²	5703466246221
088L6469	1250 W	12,6 m ²	1 x 12,5 m	128,9 Ω	3 x 1,5 mm ²	5703466246238
088L6470	1500 W	15,0 m ²	1 x 15,0 m	106,8 Ω	3 x 1,5 mm ²	5703466246245
088L6471	1810 W	18,00 m ²	1 x 18,0 m	88,8 Ω	3 x 1,5 mm ²	5703466246252
088L6472	2070 W	20,4 m ²	1 x 20,5 m	77,6 Ω	3 x 1,5 mm ²	5703466246269
088L6473	2300 W	23,1 m ²	1 x 23,0 m	69,8 Ω	3 x 1,5 mm ²	5703466246276
088L6474	2560 W	25,5 m ²	1 x 25,5 m	62,7 Ω	3 x 1,5 mm ²	5703466246283
088L6475	3050 W	30,6 m ²	1 x 30,5 m	52,6 Ω	3 x 2,5 mm ²	5703466246290



ECinfracable 75T, ECinfracable 100T

ECinfracable readymade heating cable mat is an extremely high-quality, 360° fully screened twin conductor cable with a tough outer sheath (UV resistant fixed on the plastic mesh). Its round profile and robust construction ensures a fast, simple and safe installation in multiple indoor floor constructions like: new build houses embedded in concrete and as total or comfort floor heating in public and commercial buildings.


Heating cable must be used together with an appropriate thermostat to secure against overheating and reduce energy consumption.

Heating mat is designed to be embedded in concrete or similar. Cold lead connection point, is protected from water ingress by a removable cap.

The cold lead is an installation cable with solid conductors ensuring fast installation. A clearly visible connection avoids accidentally installing the heated element in the wall.

To ensure a long life-time, all mats are minutely inspected including tests for Ohmic resistance, high voltage and material controls to ensure the quality. This means that we are proud to supply our full floor extended Danfoss Warranty.

Product specifications

Benefits <ul style="list-style-type: none"> • Fast and easy to install • Multiple application options • Safe and robust • Long life-time • Maximum protection Approvals:  Standard compliance <ul style="list-style-type: none"> • EN/IEC60800:2009 	Nominal voltage	230 V~
	Construction	Twin conductor, one cold lead
	Output	75 W/m ² and 100 W/m ² @ 230 V
	Max. permissible use temperature, powered	60 °C
	Max. permissible use temperature, unpowered	90 °C
	Cable type, C-C distance	ECsnow, 15 cm
	Cable dimensions	Ø 7 mm
	Deformation strength	1500 N
	Pulling strength	450 N
	Conductor insulation	FEP
	Outer sheath	PVC, black
	Screen	100% coverage; alu-foil; 0,5 mm ² tinned copper drain wire
	Cold lead	4m DTCL, 3G (1,5 or 2,5)mm ²
	Min. installation temperature	-5 °C
	Bending Ø, min.	5 cm
	IP Class	IPX7
	Packaging	Heavy carton box or Plywood spool

Types: set ECinfracable 75T with cold lead 4 m + Synthetic nail + Tacking Clips

Item no.	Area, m ²	Dimensions (W x L)	Output, W @ 230 V~	Resistance, Ohm	Cold lead	EAN no.
088L6335	0,9 m ²	0,75 x 1,2 m	70 W	748,8 Ω	3 x 1,5 mm ²	5703466244975
088L6336	1,8 m ²	0,75 x 2,3 m	125 W	416,6 Ω	3 x 1,5 mm ²	5703466244982
088L6337	2,5 m ²	0,75 x 3,2 m	180 W	297,4 Ω	3 x 1,5 mm ²	5703466244999
088L6338	3,2 m ²	0,75 x 4,1 m	225 W	233,3 Ω	3 x 1,5 mm ²	5703466245002
088L6339	5,0 m ²	0,75 x 6,7 m	380 W	139,9 Ω	3 x 1,5 mm ²	5703466245019
088L6340	6,8 m ²	0,75 x 8,9 m	490 W	107,6 Ω	3 x 1,5 mm ²	5703466245026
088L6341	8,3 m ²	0,75 x 11,1 m	620 W	85,0 Ω	3 x 1,5 mm ²	5703466245033
088L6342	9,9 m ²	0,75 x 13,3 m	750 W	70,4 Ω	3 x 1,5 mm ²	5703466245040
088L6343	11,0 m ²	0,75 x 14,7 m	820 W	64,4 Ω	3 x 1,5 mm ²	5703466245057
088L6344	13,7 m ²	0,75 x 18,2 m	1015 W	52,1 Ω	3 x 1,5 mm ²	5703466245064
088L6345	15,3 m ²	0,75 x 20,4 m	1145 W	46,2 Ω	3 x 1,5 mm ²	5703466245071
088L6346	16,9 m ²	0,75 x 22,6 m	1275 W	41,4 Ω	3 x 1,5 mm ²	5703466245088
088L6347	19,1 m ²	0,75 x 25,4 m	1425 W	37,1 Ω	3 x 1,5 mm ²	5703466245095
088L6348	20,3 m ²	0,75 x 27,0 m	1520 W	34,8 Ω	3 x 1,5 mm ²	5703466245101
088L6349	23,6 m ²	0,75 x 31,4 m	1765 W	30,0 Ω	3 x 1,5 mm ²	5703466245118
088L6350	27,0 m ²	0,75 x 35,9 m	2010 W	26,3 Ω	3 x 2,5 mm ²	5703466245125
088L6351	30,4 m ²	0,75 x 40,4 m	2265 W	23,3 Ω	3 x 2,5 mm ²	5703466247211

Types: set ECinfracable 100T with cold lead 4 m + Synthetic nail + Tacking Clips

Item no.	Area, m ²	Dimensions (W x L)	Output, W @ 230 V~	Resistance, Ohm	Cold lead	EAN no.
088L6315	1,6 m ²	0,75 x 2,0 m	145 W	377,9 Ω	3 x 1,5 mm ²	5703466244791
088L6316	2,5 m ²	0,75 x 3,2 m	230 W	230,0 Ω	3 x 1,5 mm ²	5703466244807
088L6317	2,9 m ²	0,75 x 3,8 m	285 W	188,9 Ω	3 x 1,5 mm ²	5703466244814
088L6318	4,3 m ²	0,75 x 5,8 m	435 W	120,2 Ω	3 x 1,5 mm ²	5703466244821
088L6319	5,9 m ²	0,75 x 7,7 m	570 W	92,8 Ω	3 x 1,5 mm ²	5703466244838
088L6320	7,2 m ²	0,75 x 9,6 m	720 W	73,5 Ω	3 x 1,5 mm ²	5703466244845
088L6321	8,6 m ²	0,75 x 11,5 m	870 W	60,8 Ω	3 x 1,5 mm ²	5703466244852
088L6322	9,5 m ²	0,75 x 12,7 m	960 W	55,1 Ω	3 x 1,5 mm ²	5703466244869
088L6323	10,4 m ²	0,75 x 13,8 m	1035 W	50,9 Ω	3 x 1,5 mm ²	5703466244876
088L6324	11,7 m ²	0,75 x 15,7 m	1190 W	44,5 Ω	3 x 1,5 mm ²	5703466244883
088L6325	13,3 m ²	0,75 x 17,6 m	1320 W	40,1 Ω	3 x 1,5 mm ²	5703466244906
088L6326	14,6 m ²	0,75 x 19,6 m	1470 W	36,0 Ω	3 x 1,5 mm ²	5703466244913
088L6327	16,4 m ²	0,75 x 22,0 m	1660 W	31,9 Ω	3 x 1,5 mm ²	5703466244920
088L6328	17,6 m ²	0,75 x 23,4 m	1755 W	30,2 Ω	3 x 1,5 mm ²	5703466244937
088L6329	20,5 m ²	0,75 x 27,2 m	2030 W	26,1 Ω	3 x 2,5 mm ²	5703466244944
088L6330	23,2 m ²	0,75 x 31,0 m	2340 W	22,6 Ω	3 x 2,5 mm ²	5703466244616
088L6331	26,3 m ²	0,75 x 35,0 m	2615 W	20,2 Ω	3 x 2,5 mm ²	5703466244951
088L6332	29,3 m ²	0,75 x 39,1 m	2940 W	18,0 Ω	3 x 2,5 mm ²	5703466244968



ECsnow 20T - 230 V, ECsnow 20T - 400 V


ECsnow is an extremely high-quality, 360° fully screened twin conductor cable with a tough black PVC outer sheath (UV stable). Its round profile and robust construction ensures a fast, simple and safe installation on roofs, in gutters, down drain pipes and on the ground. ECsnow heating cables should not be in direct contact with bitumen roofs.

Heating cable must be used together with an appropriate thermostat to secure against overheating and reduce energy consumption.

The cold lead has solid conductors ensuring fast installation with a clearly visible connection.

To ensure a long life-time, all cables are minutely inspected including tests for Ohmic resistance, high voltage and material controls to ensure the quality. This means that we are proud to supply our extended Danfoss warranty.

Product specifications

Benefits <ul style="list-style-type: none"> • Fast and easy to install • Multiple outdoor applications • Safe and robust • Long life-time • Maximum protection • UV stable Approvals:  Standard compliance <ul style="list-style-type: none"> • EN/IEC60800:2009 	Nominal voltage	230 and 400 V~
	Construction	Twin conductor with 360° screening, one cold lead
	Output	20 W/m
	Max. permissible use temperature, powered	60 °C
	Max. permissible use temperature, unpowered	90 °C
	Cable dimensions	7 mm
	Deformation strength	1500 N
	Pulling strength	450 N
	Conductor insulation	FEP
	Outer sheath	UV protected PVC
	Screen	0,5 mm ² Cu, 100% Alu-foil
	Cold lead	2,3 or 10m DTCL, 3G (1,5 or 2,5)mm ²
	Min. installation temperature	-5 °C
	Bending Ø, min.	5 cm
	IP Class	IPX7

Types: ECsnow 20T - 230 V with cold lead 2,3 m

Item no.	Cable length, m	Output, W @ 230 V~	Resistance, Ohm	Cold lead, mm ²	EAN no.
088L0470	12 m	250 W	211,6 Ω	3 x 1,5 mm ²	5703466190449
088L0471	25 m	505 W	104,8 Ω	3 x 1,5 mm ²	5703466190456
088L0472	40 m	855 W	61,9 Ω	3 x 1,5 mm ²	5703466190463
088L0473	50 m	1000 W	52,9 Ω	3 x 1,5 mm ²	5703466190470
088L0474	60 m	1200 W	44,1 Ω	3 x 1,5 mm ²	5703466190487
088L0475	70 m	1333 W	39,7 Ω	3 x 1,5 mm ²	5703466190494
088L0476	85 m	1695 W	31,2 Ω	3 x 1,5 mm ²	5703466190500
088L0477	100 m	2060 W	25,7 Ω	3 x 1,5 mm ²	5703466190517
088L0478	135 m	2685 W	19,7 Ω	3 x 1,5 mm ²	5703466190524
088L0479	150 m	3066 W	17,3 Ω	3 x 2,5 mm ²	5703466190531
088L0480	170 m	3382 W	15,6 Ω	3 x 2,5 mm ²	5703466190548
088L0481	195 m	3875 W	13,7 Ω	3 x 2,5 mm ²	5703466190555

Types: ECsnow 20T - 400 V with cold lead 10 m

Item no.	Cable length, m	Output, W @ 400 V~	Resistance, Ohm	Cold lead, mm ²	EAN no.
088L0482	21 m	433 W	369,5 Ω	3 x 1,5 mm ²	5703466190562
088L0483	30 m	570 W	280,7 Ω	3 x 1,5 mm ²	5703466190579
088L0484	43 m	888 W	180,2 Ω	3 x 1,5 mm ²	5703466190586
088L0485	58 m	1165 W	137,3 Ω	3 x 1,5 mm ²	5703466190593
088L0486	72 m	1463 W	109,4 Ω	3 x 1,5 mm ²	5703466190609
088L0487	85 m	1780 W	89,9 Ω	3 x 1,5 mm ²	5703466190616
088L0488	105 m	2073 W	77,2 Ω	3 x 1,5 mm ²	5703466190623
088L0489	135 m	2628 W	60,9 Ω	3 x 1,5 mm ²	5703466190630
088L0490	150 m	2905 W	55,1 Ω	3 x 1,5 mm ²	5703466190647
088L0491	170 m	3245 W	49,3 Ω	3 x 1,5 mm ²	5703466190654
088L0492	205 m	4108 W	39,0 Ω	3 x 1,5 mm ²	5703466190661



ECsnow 30T - 230 V, ECsnow 30T - 400 V


ECsnow is an extremely high-quality, 360° fully screened twin conductor cable with a tough black PVC outer sheath (UV stable). Its round profile and robust construction ensures a fast, simple and safe installation on roofs, in gutters, down drain pipes and on the ground. ECsnow heating cables should not be in direct contact with bitumen roofs.

Heating cable must be used together with an appropriate thermostat to secure against overheating and reduce energy consumption.

The cold lead has solid conductors ensuring fast installation with a clearly visible connection.

To ensure a long life-time, all cables are minutely inspected including tests for Ohmic resistance, high voltage and material controls to ensure the quality. This means that we are proud to supply our extended Danfoss warranty.

Product specifications

Benefits <ul style="list-style-type: none"> • Fast and easy to install • Multiple outdoor applications • Safe and robust • Long life-time • Maximum protection • UV stable Approvals:  Standard compliance <ul style="list-style-type: none"> • EN/IEC60800:2009 	Nominal voltage	230 and 400 V~
	Construction	Twin conductor with 360° screening, one cold lead
	Output	30 W/m
	Max. permissible use temperature, powered	60 °C
	Max. permissible use temperature, unpowered	90 °C
	Cable dimensions	7 mm
	Deformation strength	1500 N
	Pulling strength	450 N
	Conductor insulation	FEP
	Outer sheath	UV protected PVC
	Screen	0,5 mm ² Cu, 100% Alu-foil
	Cold lead	2,3 or 10m DTCL, 3G (1,5 or 2,5)mm ²
	Min. installation temperature	-5 °C
Bending Ø, min.	5 cm	
IP Class	IPX7	

Types: ECsnow 30T - 230 V with cold lead 2,3 m

Item no.	Cable length, m	Output, W @ 230 V~	Resistance, Ohm	Cold lead, mm ²	EAN no.
088L0230	5 m	150 W	352,7 Ω	3 x 1,5 mm ²	5703466188484
088L0232	10 m	300 W	176,3 Ω	3 x 1,5 mm ²	5703466188507
088L0233	14 m	400 W	132,3 Ω	3 x 1,5 mm ²	5703466188514
088L0234	20 m	630 W	84,0 Ω	3 x 1,5 mm ²	5703466188521
088L0235	27 m	830 W	63,7 Ω	3 x 1,5 mm ²	5703466188538
088L0236	34 m	1020 W	51,9 Ω	3 x 1,5 mm ²	5703466188545
088L0237	40 m	1250 W	42,3 Ω	3 x 1,5 mm ²	5703466188552
088L0238	45 m	1350 W	39,2 Ω	3 x 1,5 mm ²	5703466188569
088L0239	50 m	1440 W	36,7 Ω	3 x 1,5 mm ²	5703466188576
088L0240	55 m	1700 W	31,1 Ω	3 x 1,5 mm ²	5703466188583
088L0241	63 m	1860 W	28,4 Ω	3 x 1,5 mm ²	5703466188590
088L0242	70 m	2060 W	25,7 Ω	3 x 1,5 mm ²	5703466188606
088L0243	78 m	2340 W	22,3 Ω	3 x 1,5 mm ²	5703466188613
088L0244	85 m	2420 W	21,9 Ω	3 x 1,5 mm ²	5703466188620
088L0245	95 m	2930 W	18,1 Ω	3 x 1,5 mm ²	5703466188637
088L0246	110 m	3290 W	16,1 Ω	3 x 2,5 mm ²	5703466188644
088L0247	125 m	3680 W	14,4 Ω	3 x 2,5 mm ²	5703466192948
088L0248	140 m	4110 W	12,9 Ω	3 x 2,5 mm ²	5703466192955

Types: ECsnow 30T - 400 V with cold lead 10 m

Item no.	Cable length, m	Output, W @ 400 V~	Resistance, Ohm	Cold lead, mm ²	EAN no.
088L0231	8,5 m	267 W	599,3 Ω	3 x 1,5 mm ²	5703466188491
088L0130	17,5 m	520 W	307,7 Ω	3 x 1,5 mm ²	5703466169124
088L0131	35,0 m	1090 W	146,8 Ω	3 x 1,5 mm ²	5703466169131
088L0132	70,0 m	2160 W	74,1 Ω	3 x 1,5 mm ²	5703466169148
088L0133	110,0 m	3225 W	49,6 Ω	3 x 1,5 mm ²	5703466169155
088L0134	145,0 m	4295 W	37,3 Ω	3 x 1,5 mm ²	5703466169162
088L0135	170,0 m	4955 W	32,3 Ω	3 x 2,5 mm ²	5703466169179
088L0136	190,0 m	5770 W	27,7 Ω	3 x 2,5 mm ²	5703466169186
088L0137	215,0 m	6470 W	24,7 Ω	3 x 2,5 mm ²	5703466169193



ECsnow 300T - 230 V, ECsnow 300T - 400 V



ECsnow readymade heating cable mat is an extremely high-quality, 360° fully screened twin conductor heating cable with a tough outer sheath (UV resistant) fixed by the plastic tapes. Its round profile and robust construction ensures a fast, simple and safe installation on the ground. ECsnow heating mats should not be in direct contact with bitumen roofs.

Heating cable must be used together with an appropriate thermostat to secure against overheating and reduce energy consumption.

The cold lead has solid conductors ensuring fast installation with a clearly visible connection. To ensure a long life-time, all cables are minutely inspected including tests for Ohmic resistance, high voltage and material controls to ensure the quality. This means that we are proud to supply our extended Danfoss Warranty.

Note. ECsnow heating mat is not approved for installation on roof because the fixing tape is not UV resistant.

Product specifications

<p>Benefits</p> <ul style="list-style-type: none"> • Fast and easy to install • Multiple outdoor applications • Safe and robust • Long life-time • Maximum protection • UV stable <p>Approvals:</p>   <p>Standard compliance:</p> <ul style="list-style-type: none"> • EN/IEC60800:2009 	Nominal voltage	230 V~ and 400 V~
	Construction	Round, twin conductor, one cold lead
	Output	300 W/m ²
	Max. permissible use temperature, powered	60 °C
	Max. permissible use temperature, unpowered	90 °C
	Cable thickness	7 mm
	Deformation strength	1500 N
	Pulling strength	450 N
	Conductor insulation	FEP
	Outer sheath	UV protected PVC
	Screen	100% coverage; alu-foil; 0,5 mm ² tinned copper drain wire
	Cold lead	10 m DTCL, 3G (1,5 or 2,5)mm ²
	Min. installation temperature	-5 °C
	Bending Ø	5 cm
	IP Class	IPX7
	Packaging	Plastic bag

Types: Set ECsnow 300T - 230 V with cold lead 10 m

Item no.	Output @ 230V~	Heated area	Dimensions (W x L)	Resistance, Ohm	Cold lead, mm ²	EAN no.
088L6495	290 W	1 m ²	0,5 x 2 m	183,7 Ω	3 x 1,5 mm ²	5703466246306
088L6496	620 W	2 m ²	0,5 x 4 m	86,3 Ω	3 x 1,5 mm ²	5703466246313
088L6497	1225 W	4 m ²	0,5 x 8 m	43,2 Ω	3 x 1,5 mm ²	5703466246320
088L6498	1440 W	4,9 m ²	0,5 x 9,8 m	36,7 Ω	3 x 1,5 mm ²	5703466246337
088L6499	1885 W	6,1 m ²	0,5 x 12,2 m	28,0 Ω	3 x 1,5 mm ²	5703466246344
088L6500	2020 W	7 m ²	0,5 x 14 m	26,2 Ω	3 x 1,5 mm ²	5703466246351
088L6501	2530 W	8 m ²	0,5 x 16 m	20,9 Ω	3 x 1,5 mm ²	5703466246368
088L6502	3240 W	11 m ²	0,5 x 22 m	16,3 Ω	3 x 2,5 mm ²	5703466246375
088L6503	3770 W	12 m ²	0,5 x 24 m	14,0 Ω	3 x 2,5 mm ²	5703466246382
088L6504	410 W	1,4 m ²	0,75 x 1,8 m	129 Ω	3 x 1,5 mm ²	5703466246399
088L6505	640 W	2 m ²	0,75 x 2,6 m	83,0 Ω	3 x 1,5 mm ²	5703466246405
088L6506	1225 W	4,1 m ²	0,75 x 5,4 m	43,1 Ω	3 x 1,5 mm ²	5703466246412
088L6507	1445 W	5 m ²	0,75 x 6,6 m	36,6 Ω	3 x 1,5 mm ²	5703466246429
088L6508	2080 W	6,9 m ²	0,75 x 9,2 m	25,4 Ω	3 x 1,5 mm ²	5703466246436
088L6509	2285 W	8 m ²	0,75 x 10,6 m	23,2 Ω	3 x 1,5 mm ²	5703466246443
088L6510	3300 W	11 m ²	0,75 x 14,6 m	16,0 Ω	3 x 2,5 mm ²	5703466246450
088L6511	3825 W	12 m ²	0,75 x 16 m	13,8 Ω	3 x 2,5 mm ²	5703466246467
088L6512	745 W	3 m ²	1 x 3 m	70,5 Ω	3 x 1,5 mm ²	5703466246474
088L6513	1910 W	6,2 m ²	1 x 6,2 m	27,7 Ω	3 x 1,5 mm ²	5703466246481
088L6514	3875 W	12 m ²	1 x 12 m	13,7 Ω	3 x 2,5 mm ²	5703466246498

Types: Set ECsnow 300T - 400 V with cold lead 10 m

Item no.	Output @ 400V~	Heated area	Dimensions (W x L)	Resistance, Ohm	Cold lead, mm ²	EAN no.
088L6517	525 W	1,7 m ²	0,5 x 3,4 m	307,7 Ω	3 x 1,5 mm ²	5703466246504
088L6518	1050 W	3,5 m ²	0,5 x 7,0 m	152,4 Ω	3 x 1,5 mm ²	5703466246511
088L6519	1775 W	5,9 m ²	0,5 x 11,8 m	90,9 Ω	3 x 1,5 mm ²	5703466246528
088L6520	2315 W	7,9 m ²	0,5 x 15,8 m	70,0 Ω	3 x 1,5 mm ²	5703466246535
088L6521	705 W	2,4 m ²	0,75 x 3,2 m	228,6 Ω	3 x 1,5 mm ²	5703466246542
088L6522	1050 W	3,6 m ²	0,75 x 4,8 m	152,4 Ω	3 x 1,5 mm ²	5703466246559
088L6523	1745 W	6 m ²	0,75 x 8,0 m	91,4 Ω	3 x 1,5 mm ²	5703466246566
088L6524	2630 W	8,3 m ²	0,75 x 11,0 m	60,8 Ω	3 x 1,5 mm ²	5703466246573
088L6525	2885 W	9,8 m ²	0,75 x 13,0 m	55,4 Ω	3 x 1,5 mm ²	5703466246580
088L6526	3625 W	12 m ²	0,75 x 16,0 m	44,1 Ω	3 x 1,5 mm ²	5703466246597
088L6527	4270 W	14,6 m ²	0,75 x 19,4 m	37,5 Ω	3 x 1,5 mm ²	5703466246603
088L6528	5745 W	19,1 m ²	0,75 x 25,4 m	27,8 Ω	3 x 2,5 mm ²	5703466246610
088L6529	6570 W	21,2 m ²	0,75 x 28,2 m	24,4 Ω	3 x 2,5 mm ²	5703466246627
088L6530	1745 W	6 m ²	1,00 x 6,0 m	90,4 Ω	3 x 1,5 mm ²	5703466246634
088L6531	3625 W	12 m ²	1,00 x 12,0 m	43,5 Ω	3 x 1,5 mm ²	5703466246641
088L6532	4200 W	14,8 m ²	1,00 x 14,8 m	37,6 Ω	3 x 1,5 mm ²	5703466246658
088L6533	5760 W	19 m ²	1,00 x 19,0 m	27,4 Ω	3 x 2,5 mm ²	5703466246665



ECasphalt 30T - 400 V


ECasphalt is an extremely high-quality, 360° fully screened twin conductor cable with a very robust outer sheath (UV resistant), designed especially for embedding directly into max. 240 °C mastic or asphalt concrete (road asphalt).

Heating cable must be used together with an appropriate thermostat to secure against overheating and reduce energy consumption.

The cold lead has solid conductors ensuring fast installation with a clearly visible connection.

To ensure a long life-time, all cables are minutely inspected including tests for Ohmic resistance, high voltage and material controls to ensure the quality. This means that we are proud to supply our extended Danfoss Warranty.

Product specifications

Benefits <ul style="list-style-type: none"> • Fast and easy to install • Asphalt applications • Very robust • Long life-time • Maximum protection • UV stable • PVC free Approvals:  Standard compliance: <ul style="list-style-type: none"> • EN/IEC60800:2009 	Nominal voltage	400 V~
	Construction	Twin conductor, one cold lead
	Output	30 W/m
	Max. permissible use temperature, powered	60 °C
	Max. permissible use temperature, unpowered	90 °C
	Max. short term temperature	240 °C
	Cable thickness	7 mm
	Deformation strength	>1500 N
	Pulling strength	>300 N
	Conductor insulation	FEP
	Outer sheath	XLPO
	Screen	1 mm ² tinned Cu + aluminium foil
	Cold lead	10 m DTWK 2 x 2,5 mm ²
	Min. installation temperature	-5 °C
	Bending Ø, min.	5 cm
	IP Class	IPX7

Types: ECasphalt 30T - 400 V with cold lead 10 m

Item no.	Cable length, m	Output, W @ 400 V~	Resistance, Ohm	Cold lead, mm ²	EAN no.
088L6536	8,5 m	267 W	599,3 Ω	2 x 2,5 mm ²	5703466246672
088L6537	17,5 m	520 W	307,7 Ω	2 x 2,5 mm ²	5703466246689
088L6538	35 m	1090 W	146,8 Ω	2 x 2,5 mm ²	5703466246696
088L6539	70 m	2160 W	74,1 Ω	2 x 2,5 mm ²	5703466246702
088L6540	110 m	3225 W	49,6 Ω	2 x 2,5 mm ²	5703466246719
088L6541	145 m	4295 W	37,3 Ω	2 x 2,5 mm ²	5703466246726
088L6542	170 m	4955 W	32,3 Ω	2 x 2,5 mm ²	5703466246733
088L6543	190 m	5770 W	27,7 Ω	2 x 2,5 mm ²	5703466246740
088L6544	215 m	6470 W	24,7 Ω	2 x 2,5 mm ²	5703466246757



ECasphalt 300T - 230 V, ECasphalt 300T - 400 V


ECasphalt ready-made heating cable mat is an extremely high-quality, 360° fully screened twin conductor cable with a very robust outer sheath (UV resistant) fixed on the plastic mesh. It is designed especially for embedding directly into max. 240 °C mastic or asphalt concrete (road asphalt).

Heating cable must be used together with an appropriate thermostat to secure against overheating and reduce energy consumption.

The cold lead has solid conductors ensuring fast installation with a clearly visible connection.

To ensure a long life-time, all cables are minutely inspected including tests for Ohmic resistance, high voltage and material controls to ensure the quality. This means that we are proud to supply our extended Danfoss Warranty.

Product specifications

Benefits <ul style="list-style-type: none"> • Fast and easy to install • Asphalt applications • Very robust • Long life-time • Maximum protection • UV stable • PVC free Approvals:  Standard compliance: <ul style="list-style-type: none"> • EN/IEC60800:2009 	Nominal voltage	230 V~ and 400 V~
	Construction	Twin conductor with 360° screening, one cold lead
	Output	300 W/m ²
	Max. permissible use temperature, powered	60°C
	Max. permissible use temperature, unpowered	90°C
	Max. short term installation temperature	240°C
	Cable thickness	7 mm
	Deformation strength	>1500 N
	Pulling strength	> 300 N
	Conductor insulation	FEP
	Outer sheath	XLPO
	Screen	1 mm ² tinned Cu + aluminium foil
	Cold lead	10 m DTWK 2 x 2,5 mm ²
	Min. installation temperature	-5°C
	Bending Ø, min.	5 cm
	IP Class	IPX7
	Packaging	Plastic bag

Types: Set ECasphalt 300T - 230 V with cold lead 10 m

Item no.	Output @ 230V~	Heated area	Dimensions (W x L)	Resistance, Ohm	Cold lead, mm ²	EAN no.
088L6547	290 W	1 m ²	0,5 x 2 m	181,2 Ω	2 x 2,5mm ²	5703466246764
088L6548	620 W	2 m ²	0,5 x 4 m	99,8 Ω	2 x 2,5mm ²	5703466246771
088L6549	1210 W	4,1 m ²	0,5 x 8,2 m	43,8 Ω	2 x 2,5mm ²	5703466246788
088L6550	1460 W	4,9 m ²	0,5 x 9,8 m	36,2 Ω	2 x 2,5mm ²	5703466246795
088L6551	1885 W	6,2 m ²	0,5 x 12,4 m	28,1 Ω	2 x 2,5mm ²	5703466246801
088L6552	2080 W	6,9 m ²	0,5 x 13,8 m	25,4 Ω	2 x 2,5mm ²	5703466246818
088L6553	2470 W	8,3 m ²	0,5 x 16,6 m	21,4 Ω	2 x 2,5mm ²	5703466246825
088L6554	3285 W	11 m ²	0,5 x 22,0 m	16,1 Ω	2 x 2,5mm ²	5703466246832
088L6555	3700 W	12,4 m ²	0,5 x 24,8 m	14,3 Ω	2 x 2,5mm ²	5703466246849

Types: Set ECasphalt 300T - 400 V with cold lead 10 m

Item no.	Output @ 400V~	Heated area	Dimensions (W x L)	Resistance, Ohm	Cold lead, mm ²	EAN no.
088L6558	525 W	1,7 m ²	0,5 x 3,4 m	307,7	2 x 2,5mm ²	5703466246856
088L6559	1080 W	3,5 m ²	0,5 x 7,0 m	152,4	2 x 2,5mm ²	5703466246863
088L6560	1775 W	5,9 m ²	0,5 x 11,8 m	90,9	2 x 2,5mm ²	5703466246870
088L6561	2315 W	7,9 m ²	0,5 x 15,8 m	70,0	2 x 2,5mm ²	5703466246887
088L6562	705 W	2,4 m ²	0,75 x 3,2 m	286,6	2 x 2,5mm ²	5703466246894
088L6563	1050 W	3,6 m ²	0,75 x 4,8 m	152,4	2 x 2,5mm ²	5703466246900
088L6564	1745 W	6 m ²	0,75 x 8,0 m	91,4	2 x 2,5mm ²	5703466246917
088L6565	2630 W	8,3 m ²	0,75 x 11,0 m	60,8	2 x 2,5mm ²	5703466246924
088L6566	2885 W	9,8 m ²	0,75 x 13,0 m	55,4	2 x 2,5mm ²	5703466246931
088L6567	3625 W	12 m ²	0,75 x 16,0 m	44,1	2 x 2,5mm ²	5703466246948
088L6568	4270 W	14,6 m ²	0,75 x 19,4 m	37,5	2 x 2,5mm ²	5703466246955
088L6569	5745 W	19,1 m ²	0,75 x 25,4 m	27,8	2 x 2,5mm ²	5703466246962
088L6570	6570 W	21,2 m ²	0,75 x 28,2 m	24,4	2 x 2,5mm ²	5703466246979
088L6571	1745 W	6 m ²	1,00 x 6,0 m	90,4	2 x 2,5mm ²	5703466246986
088L6572	3625 W	12 m ²	1,00 x 12,0 m	43,5	2 x 2,5mm ²	5703466246993
088L6573	4200 W	14,8 m ²	1,00 x 14,8 m	37,6	2 x 2,5mm ²	5703466247006
088L6574	5760 W	19 m ²	1,00 x 19,0 m	27,4	2 x 2,5mm ²	5703466247013



SLPG-10 - CSA, (US ONLY) SLPG-15/SLIG-18 - CSA, SLPG-25/26 - CSA, SLPG-33 - CSA



The Danfoss SLPG/SLIG (PX-F) self-limiting (self-regulating) heating cables with CSA certification provide the solution to basic freeze protection applications. The self-limiting capability of the cable ensures that the output of the cable increase or decrease according to ambient temperature. The cable will maintain its functionality even when shortened. All self-limiting heating cables must be over-temperature protected by a thermostat, as the output will decrease, but never be zero, and be protected by a RCD with a maximum trip current of 30 mA. The outer sheath is highly resistant to harsh environmental conditions and corrosion and it also serves as a protection against mechanical influences.

Product specifications

Benefits <ul style="list-style-type: none"> • Cut to length on site • PVC free Approvals: Standard compliance <ul style="list-style-type: none"> • DIN VDE 0254: 1994-06 • C22.2 NO. 130-16 - Requirements For Electrical Resistance Trace Heating And Heating Device Sets • UL 758 - Appliance Wiring Material - AVLV2, AVLV8 	Nominal voltage	120 V AC and 240 V AC
	Nominal output: SLPG-10 SLPG-15/SLIG-18	3 W/ft @ 50 °F (10 W/m @ 10 °C) 5 W/ft @ 50 °F (15 W/m @ 10 °C) 6 W/ft @ 32 °F (18 W/m @ 0 °C) 8 W/ft @ 50 °F (25 W/m @ 10 °C) 10 W/ft @ 50 °F (33 W/m @ 10 °C)
	SLPG-25 SLPG-33	
	Maximum permissible use temperature	150 °F (65 °C), powered 185 °F (85 °C), unpowered (1000 hours cumulative)
	Minimum installation temperature	23 °F (-5 °C)
	Cable dimensions	0,5" × 0,25" (12,6 × 6,3 mm)
	Outer sheath:	TPE
	Screen	Tinned copper braid
	Minimum braid coverage	70%
	Maximum resistance protective braid	18,2 Ω/Km
	Bending diameter, min.	2" (50 mm) (Ø to the inside of the cable)
IP Class	IPX7	

Types: 240 V

Item no.	Type	Color	Length	Number of length allowed per drum	Output tolerance, min-max	EAN no.
088L1100	SLPG-10, Drum 305 m	Blue	305 m	1	10-15 W/m @ 10 °C	5703466114339
088L1082	SLPG-10, Cut-to-length	Blue	1-305 m	1	10-15 W/m @ 10 °C	5703466196779
088L1200	SLPG-15, Drum 305 m	Black	305 m	1	15-20 W/m @ 10 °C	5703466114353
088L1086	SLIG-18, Cut-to-length	Black	1-305 m	1	15-20 W/m @ 10 °C	5703466196854
088L1105	SLPG-26, Drum 305 m	Red	305 m	1	25-32,5 W/m @ 10 °C	5703466114322
088L1084	SLPG-25, Cut-to-length	Red	1-305 m	1	25-32,5 W/m @ 10 °C	5703466196830
088L1039	SLPG-26, Drum 305 m	Black	305 m	1	25-32,5 W/m @ 10 °C	5703466211953
088L1110	SLPG-33, Drum 305 m	Brown	305 m	1	30-39 W/m @ 10 °C	5703466114346
088L1080	SLPG-33, Cut-to-length	Brown	1-305 m	1	30-39 W/m @ 10 °C	5703466196779
088L1040	SLPG-33, Drum 305 m	Black	305 m	1	30-39 W/m @ 10 °C	5703466211960

Types: 120 V

Item no.	Type	Color	Length	Number of length allowed per drum	Output tolerance, min-max	EAN no.
088L1115	SLPG-10, Drum 305 m	Blue	305 m	1	10-15 W/m @ 10 °C	5703466144411
088L1205	SLPG-15, Drum 305 m	Black	305 m	1	15-20 W/m @ 10 °C	5703466144442
088L1041	SLPG-26, Drum 305 m	Black	305 m	1	25-32,5 W/m @ 10 °C	5703466211977
088L1042	SLPG-33, Drum 305 m	Black	305 m	1	30-39 W/m @ 10 °C	5703466211984

Maximum heating circuit length on a pipe, with circuit breaker with “C” tripping characteristic

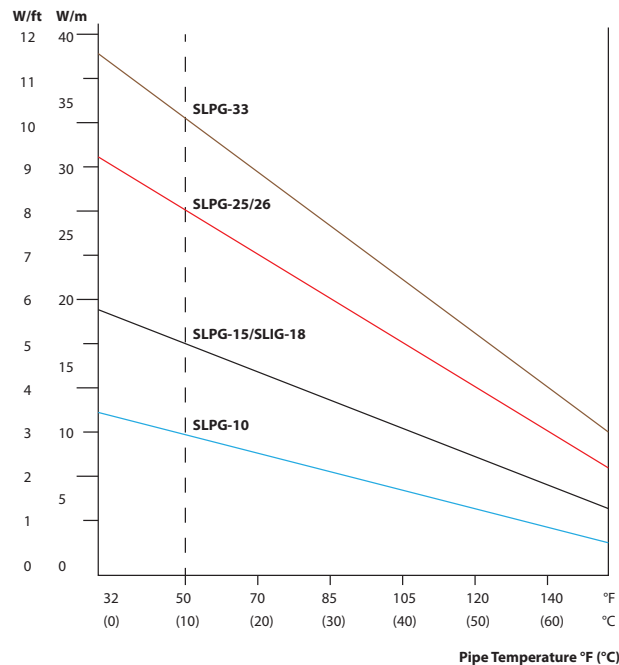
Trace heater type	Power output	Start-up temp. °F (°C)	Maximum heating circuit length in ft. (m)								
			Operating Voltage: 120 V AC			Operating Voltage: 208 V AC			Operating Voltage: 240 V AC		
			20 A	30 A	40 A	20 A	30 A	40 A	20 A	30 A	40 A
SLPG-10	+50 (+10)		312 (95)	312 (95)	312 (95)	591 (180)	591 (180)	591 (180)	673 (205)	673 (205)	673 (205)
	0 (-18)		295 (90)	312 (95)	312 (95)	551 (168)	591 (180)	591 (180)	597 (182)	640 (195)	640 (195)
	-20 (-29)		246 (75)	312 (95)	312 (95)	476 (145)	591 (180)	591 (180)	505 (154)	623 (190)	640 (195)
	-40 (-40)		240 (73)	312 (95)	312 (95)	420 (128)	558 (170)	591 (180)	479 (146)	623 (190)	640 (195)
SLPG-15/SLIG-18	+50 (+10)		262 (80)	262 (80)	262 (80)	486 (148)	492 (150)	492 (150)	525 (160)	525 (160)	525 (160)
	0 (-18)		197 (60)	262 (80)	262 (80)	394 (120)	492 (150)	492 (150)	394 (120)	525 (160)	525 (160)
	-20 (-29)		161 (49)	262 (80)	262 (80)	328 (100)	443 (135)	476 (145)	328 (100)	525 (160)	525 (160)
	-40 (-40)		157 (48)	256 (78)	262 (80)	312 (95)	394 (120)	476 (145)	315 (96)	512 (156)	525 (160)
SLPG-25	+50 (+10)		190 (58)	207 (63)	207 (63)	344 (105)	377 (115)	377 (115)	381 (116)	413 (126)	413 (126)
	0 (-18)		125 (38)	184 (56)	207 (63)	246 (75)	312 (95)	344 (105)	246 (75)	374 (114)	413 (126)
	-20 (-29)		105 (32)	177 (54)	207 (63)	203 (62)	289 (88)	322 (98)	210 (64)	348 (106)	404 (123)
	-40 (-40)		98 (30)	164 (50)	207 (63)	190 (58)	272 (83)	302 (92)	197 (60)	328 (100)	387 (118)
SLPG-33	+50 (+10)		148 (45)	167 (51)	180 (55)	262 (80)	312 (95)	312 (95)	295 (90)	335 (102)	361 (110)
	0 (-18)		98 (30)	138 (42)	148 (45)	190 (58)	256 (78)	295 (90)	197 (60)	276 (84)	295 (90)
	-20 (-29)		85 (26)	125 (38)	131 (40)	164 (50)	230 (70)	269 (82)	171 (52)	236 (72)	262 (80)
	-40 (-40)		72 (22)	115 (35)	118 (36)	131 (40)	180 (55)	230 (70)	131 (40)	197 (60)	230 (70)

NOTICE 1: RCD of 30 mA is required, max. 500 m of self-limiting heating cable per RCD.

NOTICE 2: If the required trace heater length exceeds the maximum heating circuit length you must install multiple heating circuits.

NOTICE 3: Maximum length in ice water or for roof applications is 2 times lower.

Heating power (output of heating cable installed and measured on a pipe)



Voltage conversation table W/ft (W/m) @ 50°F (10°C)

Cable	208 V	240 V	277 V
SLPG-10	2,5 (8,5)	3,0 (10,0)	3,5 (12,5)
SLPG-15/SLIG-18	4,0 (13,5)	5 (15,0)	5,5 (17,5)
SLPG-25	7,0 (23,0)	8 (25,5)	8,5 (27,5)
SLPG-33	9,5 (31,5)	10,0 (33,0)	10,5 (35,0)




Connecto NA - CSA Power Connection Kits

Danfoss Connecto NA is a family of connection kits for self-regulating heating cables (trace heaters). The Connecto NA connection kits are simple and safe to use, yet faster to install and more cost effective than conventional systems. They can be used with Danfoss:

- PX Pipe Trace Heating Systems
- RX-C Roof and Gutter De-Icing Systems

Product specifications

Benefits <ul style="list-style-type: none"> • Fast and easy to install • Cost savings by reduced assembly time • Great reliability of assembly simplicity • Safe electrical contacting by precise clamp cutting technology • Watch the installation video: http://bit.ly/Connecto-Video Approvals: 	Operating Voltage	Max. 250 V AC
	Current	Max. 16 A
	Ambient Temperature Range	-40 °F to 185 °F / -40 °C to 85 °C
	Operation Temperature Range	-40 °F to 150 °F / -40 °C to 65 °C
	Protection Class	NEMA Type 4X / IP66

Types

Item no.	Product name	Assembly Type	EAN no.
088L0760	Connecto NA-B-PK Power/End Seal Kit	Power connection assembly with End Seal	5703466244517
088L0761	Connecto NA-B-P Power Kit	Power connection assembly	5703466244524
088L0762	Connecto NA-B-S Splice Kit	Splice assembly	5703466244531
088L0763	Connecto NA-B-PS Powered Splice Kit	Powered splice assembly	5703466244548
088L0764	Connecto NA-B-T T-Splice Kit	T-splice assembly	5703466244555
088L0765	Connecto NA-B-PT Powered T-Splice Kit	Powered t-splice	5703466244562
088L0766	Connecto NA-B-X X-Splice Kit	X-splice	5703466244579
088L0767	Connecto NA-B-E Silicone/ End Seal Kit	End seal	5703466244586


ATTENTION. Danfoss Connecto NA may not be put in the gutters when used Roof applications. Must be installed in a dry place.

Kit contents. Danfoss Connecto NA for CSA heating cables with braiding: SLPG-10 (PX-F3), SLPG-15/SLIG-18 (PX-F5), SLPG-25/26 (PX-F8), SLPG-33 (PX-F10).

Ordering Information		Included within each kit						
		Base connection	Threaded cap	Sleeve	Clamping sleeve	Clamping sheet	End cap	Silicone adhesive
088L0760 Connecto NA-B-PK Power connection with end seal		 x1	 x1	 x1	 x1	 x1	 x1	 x1
088L0761 Connecto NA-B-P Power connection		 x1	 x1	 x1	 x1	 x1	—	—
088L0762 Connecto NA-B-S Splice connection kit		 x1	 x2	 x2	 x2	 x2	—	—
088L0763 Connecto NA-B-PS Powered splice kit		 x1	 x2	 x2	 x2	 x2	—	—
088L0764 Connecto NA-B-T T-Connection kit		 x1	 x3	 x3	 x3	 x3	—	—
088L0765 Connecto /NA-B-PT Powered T-Connection kit		 x1	 x3	 x3	 x3	 x3	—	—
088L0766 Connecto NA-B-X X-Connection kit		 x1	 x4	 x4	 x4	 x4	—	—
088L0767 Connecto NA-B-E Silicone end seal (5X)		—	—	—	—	—	 x5	 x1

Connecto NA system installation steps

1. Cut the heating cable straight
2. Push the heating cable in
3. Twist until closed





ECiceguard 18 Ready-made

The ECiceguard is readymade self-limiting parallel heating cable that is used for ice and snow melting on roofs, in gutters and downpipes (UV-resistant).

ECiceguard heating cables should not be in direct contact with bitumen.

The self-limiting capability of the cable ensures that the output of the cable increase or decrease according to ambient temperature.

The heating cable is flexible and easy to install as it can be cut to length at site and installed directly on to the roof and gutter system.

All self-limiting heating cables must be over-temperature protected by a thermostat, as the output will decrease, but never be zero, and be protected by a RCD with a maximum trip current of 30 mA.

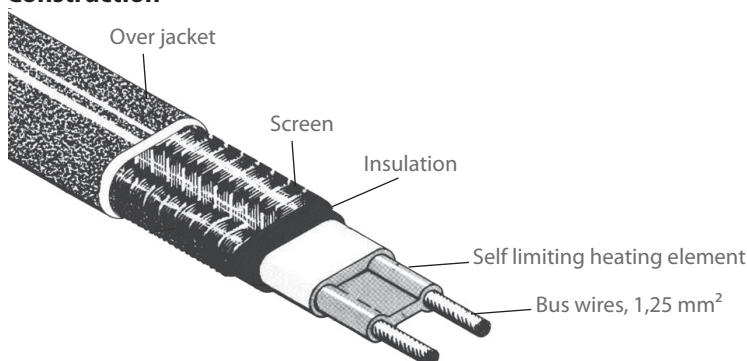
Product specifications

Benefits • Easy to install • Cut to length on site • Ready-made lengths Approvals: Standard compliance: • SS 4242411	Nominal voltage	230 V AC
	Nominal output	20 W/m @ 0 °C (18 W/m @ 10 °C)
	Output tolerance (min-max)	19,6 - 26,3 W/m @ 10 °C
	Maximum permissible use temperature	65 °C, powered 85 °C, unpowered
	Minimum installation temperature	-5 °C
	Cable dimensions	11,3 × 5,8 mm
	Outer sheath	Black UV protected, TPE
	Screen	Tinned copper braid, 1,3 mm ²
	Minimum braid coverage	80%
	Maximum resistance protective braid	14,8 Ω/Km
	Cold lead	5 m DTCL, 3G 1,5mm ²
	Bending Ø, min.	64 mm (Ø to the inside of the cable)
	IP Class	IPX7

Types: ECiceguard 18 Ready-made

Item no.	Cable length	Nominal output @ 10 °C	Cold lead	EAN no.
088L6575	2 m	36 W	5 m	5703466247020
088L6576	4 m	72 W	5 m	5703466247037
088L6577	6 m	108 W	5 m	5703466247044
088L6578	8 m	144 W	5 m	5703466247051
088L6579	10 m	180 W	5 m	5703466247068
088L6580	15 m	270 W	5 m	5703466247075
088L6581	23 m	414 W	5 m	5703466247082
088L6582	30 m	540 W	5 m	5703466247099
088L6583	50 m	900 W	5 m	5703466247105

Construction



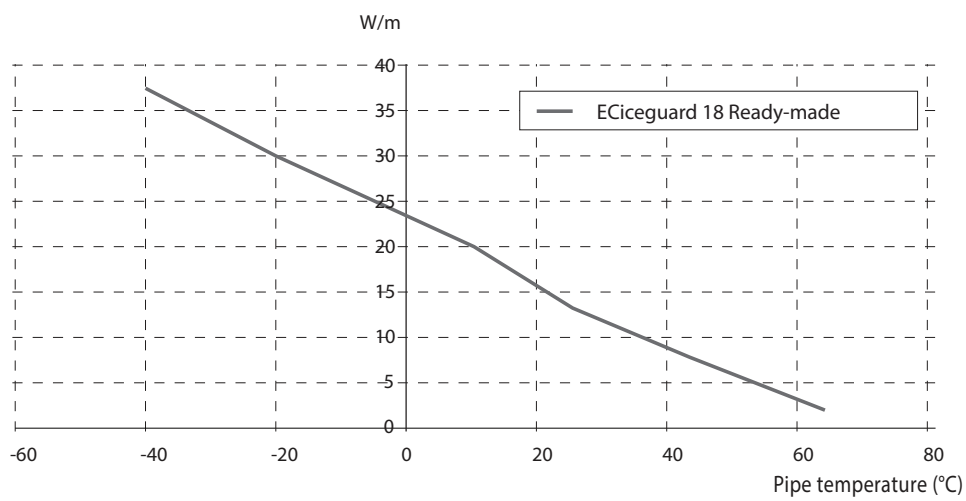
- Nickel plated copper bus wires
- Radiation Cross-Linked Semiconductive Heating Matrix
- Radiation Cross-Linked Primary Dielectric Insulation
- Tinned copper braid
- Polyolefin over jacket

Maximum heating circuit length on a pipe, with circuit breaker with C-characteristic

Switch on temperature	Power W/m	ECiceguard 18				
		10 A	16 A	20 A	25 A	32 A
10 °C	18	51	82	103	129	129
0 °C ice water	38	38	60	75	94	95
-10 °C	43	34	54	68	85	95
-20 °C	49	30	50	60	75	95
-30 °C	54	27	44	55	69	88
-40 °C	60	25	40	50	62	80

Power output characteristic

Output of heating cable installed and measured on a pipe.






EChatwatt 45

EChatwatt 55

EChatwatt 70

The EChatwatt is a self-limiting heating cable that is used for temperature maintenance of hot water supply and other fluids that need to maintain a certain temperature. The self-limiting capability of the cable ensures that the output of the cable increase or decrease according to ambient temperature. All self-limiting heating cables must be over-temperature protected by a thermostat, as the output will decrease, but never be zero, and be protected by a RCD with a maximum trip current of 30 mA. EChatwatt ensures hot water in all taps and savings when circulation of the whole pipe system is unnecessary.

Product specifications

Benefits <ul style="list-style-type: none"> • Cut to length on site • Black version is UV protected • PVC free Approvals:  Standard compliance <ul style="list-style-type: none"> • DIN VDE 0254: 1994-06 	Nominal voltage	230 V AC
	Nominal output (min-max): EChatwatt 45 EChatwatt 55 EChatwatt 70	7 W/m @ 45 °C (6,5-9,5 W/m @ 45 °C) 9 W/m @ 55 °C (8,5-13,0 W/m @ 55 °C) 12 W/m @ 70 °C (11,3-15,2 W/m @ 70 °C)
	Outer sheath: EChatwatt 45 EChatwatt 55 EChatwatt 70	Black, TPE Green, TPE Red, TPE
	Maximum permissible use temperature	80 °C, powered 100 °C, unpowered
	Minimum installation temperature	-5 °C
	Cable dimensions	11,8 mm × 5,8 mm
	Screen	Tinned copper braid, 1,25 mm ²
	Minimum braid coverage	70%
	Maximum resistance protective braid	18,2 Ω/Km
	Bending diameter, min.	50 mm (Ø to the inside of the cable)
	IP Class	IPX7

EChatwatt 45

Item no.	Type	Length	Min-max length per drum	Number of length allowed on drum, max	EAN no.
088L1360	EChatwatt 45	Drum, 305 m	305 m	1	5703466114360
088L1088	EChatwatt 45	Cut-to-length	max 305 m	1	5703466196816

EChatwatt 55

Item no.	Type	Length	Min-max length per drum	Number of length allowed on drum, max	EAN no.
088L1362	EChatwatt 55	Drum, 305 m	305 m	1	5703466114377
088L1090	EChatwatt 55	Cut-to-length	max 305 m	1	5703466196878

EChatwatt 70

Item no.	Type	Length	Min-max length per drum	Number of length allowed on drum, max	EAN no.
088L1364	EChatwatt 70	Drum, 305 m	305 m	1	5703466114384
088L1092	EChatwatt 70	Cut-to-length	max 305 m	1	5703466196892

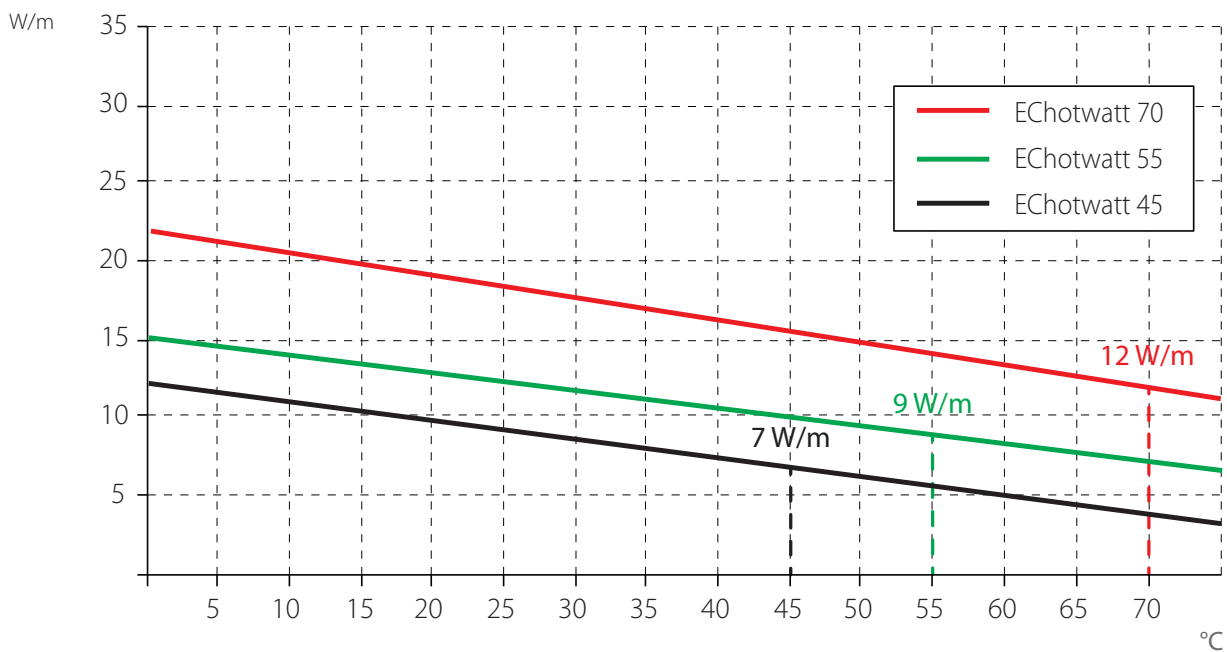
RCD of 30 mA is required, max. 500 m of self-limiting heating cable per RCD.

Maximum heating circuit length on a pipe, with circuit breaker with C-characteristic

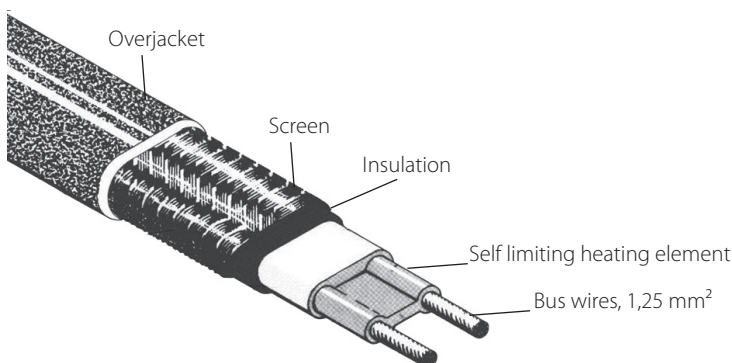
Switch on temperature	Power W/m	EHotwatt 45					Power W/m	EHotwatt 55					Power W/m	EHotwatt 70				
		10 A	16 A	20 A	25 A	32 A		10 A	16 A	20 A	25 A	32 A		10 A	16 A	20 A	25 A	32 A
20 °C	10,3	153	231	231	231	231	12,5	108	173	188	188	188	19,5	99	146	146	146	146
10 °C	11,6	144	230	231	231	231	13,5	102	164	188	188	188	21	71	113	142	146	146
-10 °C	14,3	129	203	231	231	231	15,5	93	148	185	188	188	24	45	72	90	113	143
-25 °C	16,3	119	191	231	231	231	17	86	138	173	188	188	26,3	37	64	80	103	133

Power output characteristic

Output of heating cable installed and measured on a pipe.



Construction



- Nickel plated copper bus wires
- Radiation Cross-Linked Semiconductive Heating Matrix
- Radiation Cross-Linked Primary Dielectric Insulation
- Tinned copper braid
- Polyolefin over jacket



Connecto

The Danfoss Connecto programme gives you different solutions for easy and safe connection of Danfoss self-limiting heating cables - ECiceguard, SLPG, EChotwatt.

Using Danfoss Connecto to wire up a heating circuit is fast, requiring only a knife and a diagonal cutter.

Product specifications

Benefits <ul style="list-style-type: none"> • Fast and easy to install • Cost savings by reduced assembly time • Great reliability of assembly simplicity • Safe electrical contacting by precise clamp cutting technology Approvals: 	Nominal voltage, max.	250 V~
	Max. current	16 A
	Ambient temperature	-25 °C to +60 °C
	On request	-25 °C to +85 °C
	IP class	IP 66

Types

Item no.	Product name	Description	EAN no.
088L0413	Connecto B-A	Connection power supply	5703466130247
088L0414	Connecto B-C	Heating cable connection	5703466130254
088L0415	Connecto B-E	End termination	5703466130261
088L0416	Connecto B-S	Connection termination	5703466130278
088L0417	Connecto B-T	Y-junction + end termination	5703466130285
088L0418	Connecto B-TE2	Y-junction + 2 end terminations	5703466130292
088L0419	Connecto B-TE3	Y-junction + 3 end terminations	5703466130308
088L0420	Connecto B-X	X-junction + 2 end terminations	5703466130315

ATTENTION. Danfoss Connecto may not be put in the gutters when used with ECiceguard. Must be installed in a dry place.

Selection chart. Danfoss Connecto for heating cables with braiding: SLPG, EChottwatt (B)

Illustration	Name	Description
	Connecto B-S	Heating cable connection with 1,5 m power cable and 1 end terminal
	Connecto B-C	Heating cable slice/extension for connecting two heating cables
	Connecto B-T	Heating cable T-branch as a T-junction for three heating cables and 1 end terminal
	Connecto B-TE2	Heating cable double connection with 1,5 m power cable and 2 end terminals
	Connecto B-TE3	Heating cable T-branch with 1,5 m power cable and 3 end terminals
	Connecto B-X	Heating cable X-branch for 4 heating cables incl. 2 end terminals
	Connecto B-A	Heating cable connection with power cable 1,5 m without end terminal
	Connecto B-E	Heating cable end terminal
	Connecto Bracket	For installation of the DEVconnecto connection outside the insulation

Connecto system installation steps

1. Cut the heating cable straight
2. Push the heating cable in
3. Twist until closed



Connecto B-C



Connecto B-TE2



Connecto B-X



ECpipeheat 10 V2

The ECpipeheat 10 V2 is a self-limiting heating cable that is mainly used for frost protection of pipes.




The self-limiting capability of the cable ensures that the output of the cable increase or decrease according to ambient temperature.

The heating cables can be installed outside water pipes.

Note 1: The cable is not approved for installation inside the water pipe and for use in contact with drinking water or water for human consumption, waste water, etc.

Note 2: It is the full responsibility of the installer/designer to use proper cold lead dimensioned for the purpose and assembly sets that establish sufficient mechanical strength, flammability resistance and water tightness - and to design the heating unit with correct output for the specific application to avoid overheating of the cable or building materials.

Product specifications

Benefits <ul style="list-style-type: none"> • Cut to length on site • Ready-made lengths • Small cable dimensions Approvals:    Standard compliance <ul style="list-style-type: none"> • EN/IEC 60335-1:2012 	Nominal voltage	230 V~
	Nominal output (tolerance)	10 W/m @ 10 °C (8,5-13,5 W/m @ 10 °C)
	Max. permissible use temperature, powered	65 °C
	Max. permissible use temperature, unpowered	85 °C
	Minimum installation temperature	- 5 °C
	Heating cable dimensions	7,7 mm x 5,3 mm
	Outer sheath	Blue, TPE
	Minimum Screen Coverage	100% aluminium foil
	Maximum resistance protective braid	18,2 Ω/Km
	Bending radius, min.	25 mm (inside of the cable)
	Cold lead with plug	2 m, 3 x 0,75 mm ² , Schuko plug
	IP Class	IPX7

Types: Ready-made with Schuko plug

Ite m no.	Type	Cable length	Output @ 10 °C 230 V	EAN no.
088L0989	ECpipeheat 10 V2 with Schuko plug	2 m	20 W	5703466217818
088L0990	ECpipeheat 10 V2 with Schuko plug	4 m	40 W	5703466217825
088L0991	ECpipeheat 10 V2 with Schuko plug	6 m	60 W	5703466217832
088L0992	ECpipeheat 10 V2 with Schuko plug	8 m	80 W	5703466217849
088L0993	ECpipeheat 10 V2 with Schuko plug	10 m	100 W	5703466217856
088L0994	ECpipeheat 10 V2 with Schuko plug	12 m	120 W	5703466217863
088L0995	ECpipeheat 10 V2 with Schuko plug	14 m	140 W	5703466217870
088L0996	ECpipeheat 10 V2 with Schuko plug	16 m	160 W	5703466217887
088L0997	ECpipeheat 10 V2 with Schuko plug	19 m	190 W	5703466217894
088L0998	ECpipeheat 10 V2 with Schuko plug	22 m	220 W	5703466217900
088L0999	ECpipeheat 10 V2 with Schuko plug	25 m	250 W	5703466217917

Types: Drum

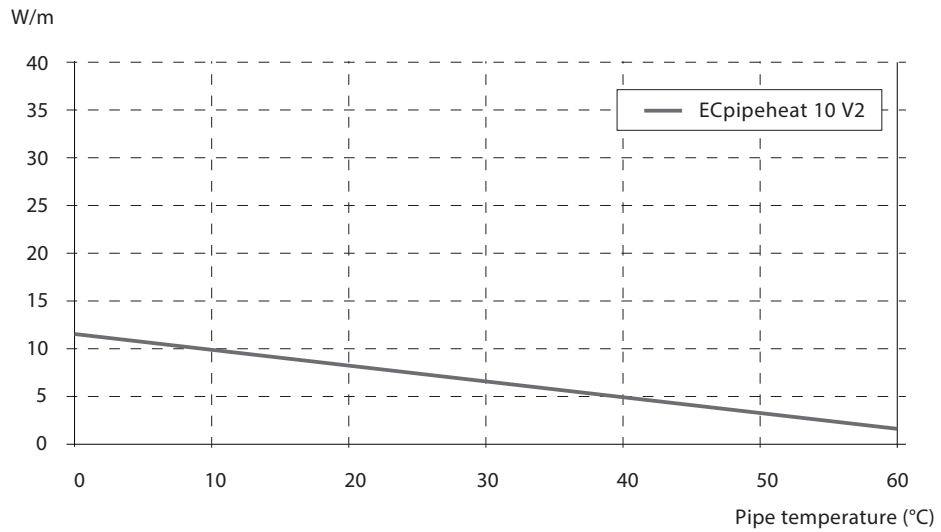
Ite m no.	Type	Cable length	Min-max length per drum	Number of length allowed per drum	Output @ 10 °C 230 V	EAN no.
088L1001	ECpipeheat 10 V2 Blue 305 m drum	305 m	305 m	1	10 W/m	5703466217740

Maximum heating circuit length on a pipe, with circuit breaker with C-characteristic

Switch on temperature	ECpipeheat 10 V2	
	10 A	16 A
10 °C	100 m	-
0 °C	96 m	-
-20 °C	77 m	-

Power output characteristic

Output of heating cable installed and measured on a pipe.





ECpipeheat 10 V3

The ECpipeheat 10 V3 is a self-limiting heating cable that is used for frost protection of pipes. The self-limiting capability of the cable ensures that the output of the cable increase or decrease according to ambient temperature.

A new self-limiting cable can be installed inside and outside water pipes. It is suitable for drinking and common water pipes and is designed to be installed on pipe in all countries and inside pipe in certified countries (DK, FI, SE, NO, RU). The product range cable on drum, cut-to-length, ready-made cable with cold lead.

The product range: drum cable and cable with cold lead mains plug. All self-limiting heating cables must be over-temperature protected by a thermostat, as the output will decrease, but never be zero, and be protected by a RCD with a maximum trip current of 30 mA.

Note 1: It is the full responsibility of the installer/designer to use proper cold lead dimensioned for the purpose and assembly sets that establish sufficient mechanical strength, flammability resistance and water tightness - and to design the heating unit with correct output for the specific application to avoid overheating of the cable or building materials.

Product specifications

Benefits <ul style="list-style-type: none"> • Cut to length on site • Ready-made lengths • Small cable dimensions • Inside and outside pipe installation • Installation inside drinking water pipes Approvals: Standard compliance <ul style="list-style-type: none"> • EN/IEC 60335-1:2012 • IEC 60800:2009 	Nominal voltage	230 V~
	Nominal output (tolerance)	10 W/m @ 10 °C (7,5-13,5 W/m @ 10 °C)
	Max. permissible use temperature, powered	65 °C
	Max. permissible use temperature, unpowered	65 °C
	Minimum installation temperature	- 5 °C
	Max. water temperature (inside water pipe installation)	23 °C
	Max. water pressure (inside water pipe installation)	10 bar
	Heating cable dimensions	8,75 mm × 5,15 mm
	Outer sheath	HDPE + blue PVDF
	Minimum Screen Coverage	100% aluminium foil
	Maximum resistance protective braid	36 Ω/Km
	Bending Ø, min.	50 mm (inside of the cable)
	Cold lead with plug	2 m, 3 x 0,75 mm ²
	IP Class for ready made unit	IP67
	IP Class for heating part and end termination	IP68

Types: Ready-made with Schuko plug

Ite m no.	Cable length	Nominal output @ 10 °C	Cold lead	EAN no.
088L1310	2 m	20 W	2 m	5703466250112
088L1311	4 m	40 W	2 m	5703466250129
088L1312	6 m	60 W	2 m	5703466250136
088L1313	8 m	80 W	2 m	5703466250143
088L1314	10 m	100 W	2 m	5703466250150
088L1315	12 m	120 W	2 m	5703466250167
088L1316	14 m	140 W	2 m	5703466250174
088L1317	16 m	160 W	2 m	5703466250181
088L1318	19 m	190 W	2 m	5703466250198
088L1319	22 m	220 W	2 m	5703466250204
088L1320	25 m	250 W	2 m	5703466250211

Types: Drum

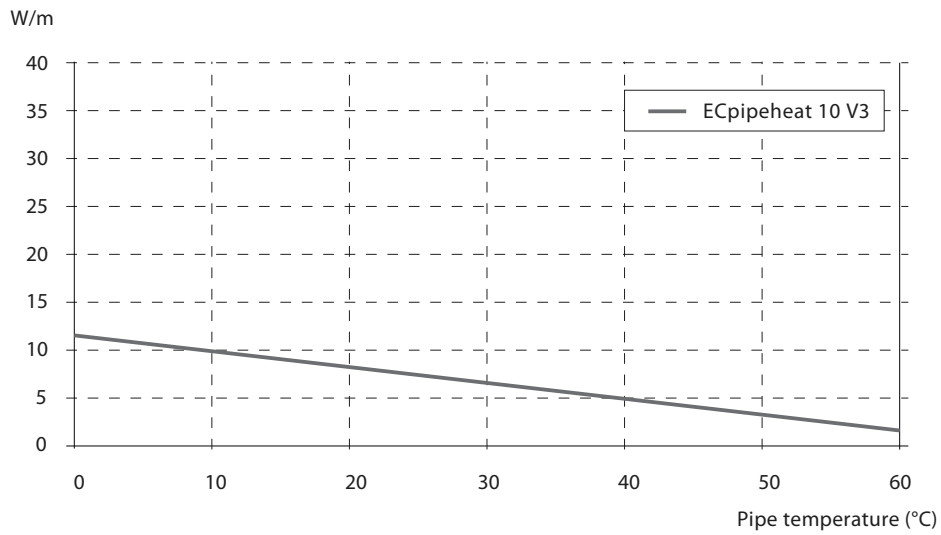
Ite m no.	Cable length	Min-max length per drum	Number of length allowed per drum	Nominal output @ 10 °C	EAN no.
088L1300	300 m	300 m	1	10 W/m	5703466250044
088L1301	1000 m	1000 m	1	10 W/m	5703466250051

Maximum heating circuit length on a pipe, with circuit breaker with C-characteristic

Switch on temperature	ECpipeheat 10 V3	
	10 A	
	on pipe	in pipe
10 °C	100	60
0 °C	96	-
-20 °C	77	-

Power output characteristic

Output of heating cable installed and measured on a pipe.



ECfoil Mirror



An effective system for keeping the mirror completely steam free.

Fast and easy installation where the self-adhesive side of the heating foil is placed on the back of the mirror.

Low energy consumption and automatic activation when the light is switched on.



Product specifications

Benefits <ul style="list-style-type: none"> • Fast and easy installation • Low energy consumption • Automatic activation Approvals:  Standard compliance <ul style="list-style-type: none"> • EN 60335-1 + 60335-2-30 	Nominal voltage	230 V~
	Output	200 W/m ²
	Max. ambient temperature	80°C
	IP Class	44
	Protection class	Class II - 
	Cold tail length	95 cm



Types



Item no.	Type	Dimensions	Wattage	EAN no.
088L1600	ECfoil Mirror	274 x 358 mm	17,5 W	5703466180853
088L1601	ECfoil Mirror	410 x 524 mm	40 W	5703466180860
088L1602	ECfoil Mirror	708 x 524 mm	70 W	5703466180877






ECtemp 130, ECtemp 132

ECtemp 130/132 is a line of simple electronic 16 Amps thermostats with possibility to be installed directly on the wall. The thermostats have only one button for adjusting the temperature and for OFF mode. Furthermore, it has an LED indicator showing standby (green light) and heating (red light) periods. The thermostats do not have wire sensor failure monitoring. Wire temperature sensor included in the set.

ECtemp 130 is equipped with a wire (floor) sensor used for control of Comfort Floor Heating applications. The thermostat has a dial for adjusting the temperature setting with a numeric scale from   to 5 (meaning from OFF, 5 °C to 45 °C and each step corresponds to approx. 9 °C). This type of thermostat can be used for outdoor applications too – Ice and Snow Melting on Ground, Frost Protection on Roofs, Pipe Tracing, etc., because it doesn't have wire sensor failure monitoring.

ECtemp 132 is equipped with a built-in air sensor to control the room temperature and an additional floor (wire) sensor to limit the maximum floor temperature. The main application is Total (Direct) Heating via Floor systems. The thermostat has a dial for adjusting the room temperature, with a degree scale from   to 35 °C (which means from OFF, 5 °C to 35 °C). Adjusting maximum floor temperature is provided with potentiometer placed under front cover (default 35 °C).

Product specifications

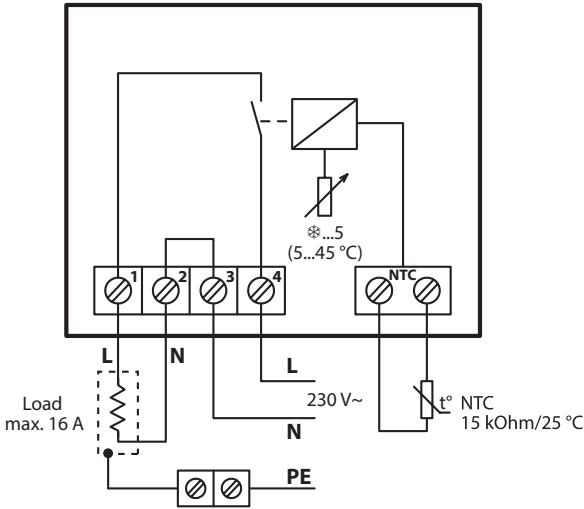
Benefits <ul style="list-style-type: none"> • Low standby consumption • Installation on the wall • LED indication • Frost protection • Ice and snow melting applications Approvals:  Standard compliance <ul style="list-style-type: none"> • EN/IEC 60730-1 (general) • EN/IEC 60730-2-9 (thermostat) 	Operation voltage	220 - 240 V, 50/60 Hz
	Standby power consumption	Max. 5 W
	Resistive load	Max. 16 A (3680 W) @ 230 V
	Inductive load	Max. 1 A, $\cos \varphi = 0,3$
	Hysteresis	$\pm 0,2^{\circ}\text{C}$
	Ambient temperature	-10 °C to +30 °C
	Frost protection	5 °C - 
	Cable specification max	1 x 4 mm ² or 2 x 2,5 mm ²
	Ball pressure test temperature	75 °C
	Pollution degree	2 (domestic use)
	Controller type	1 C
	Storage temperature	-20 °C to +65 °C
	IP class	IP 30
	Protection class	Class II - 
	Dimensions (H/W/D)	82 x 82 x 36 mm
	Weight	90 g

Types

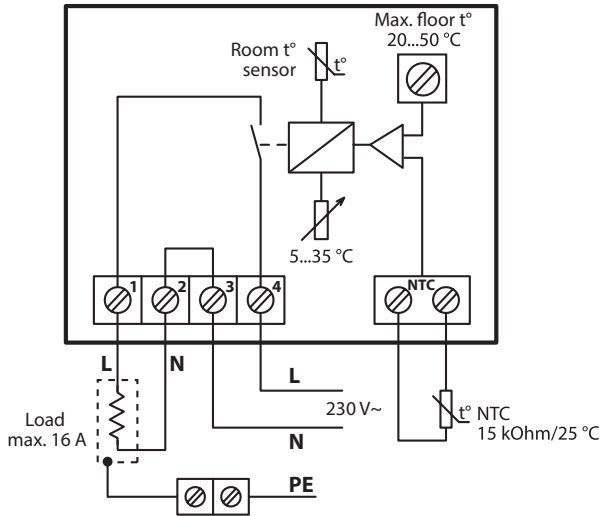
Item no.	Product name	Temp. range	Sensor type	Marking	EAN no.
088L0030	ECtemp 130	5-45 °C	Wire sensor, 3 m, NTC 15 kOhm at 25 °C	D130	5703466126714
088L0032	ECtemp 132	Room: 5-35 °C, max. floor temp.: 20-50 °C (default 35 °C)	Built-in room sensor and wire sensor, 3 m, NTC 15 kOhm at 25 °C	D132	5703466126738

Connection schemes

ECtemp 130



ECtemp 132





ECtemp 530, ECtemp 531 ECtemp 532



ECtemp 530/531/532 is a line of simple electronic 15 Amps thermostats with a 2-pole switch and for flush-mounted fixing. The thermostats are used to control indoor floor heating systems.

ECtemp 530 is a 15 Amps thermostat with a wire (floor) sensor, used to control Comfort Floor Heating systems. The thermostat has a dial for adjusting the temperature setting with a numeric scale from ❄️ to 6 (meaning from 5 °C to 45 °C and each step corresponds to approx. 7 °C).

ECtemp 531 is a 15 Amps thermostat with a built-in air (room) sensor, used to control Direct Floor Heating systems. It has a dial for adjusting the temperature setting with a degree scale from ❄️ to 35 °C (meaning from 5 °C to 35 °C).

ECtemp 532 is a 15 Amps thermostat with a built-in air (room) sensor to control the room temperature and an additional floor (wire) sensor to limit the maximum floor temperature. The thermostat is used to control Direct Heating via Floor systems with limitation of maximum floor temperature in wooden floors and other heat sensitive floors. It has a dial for adjusting the room temperature, with a degree scale from ❄️ to 35 °C (meaning from 5 °C to 35 °C). Adjusting of the maximum floor temperature is provided by potentiometer placed under front cover (default 35 °C).

Product specifications

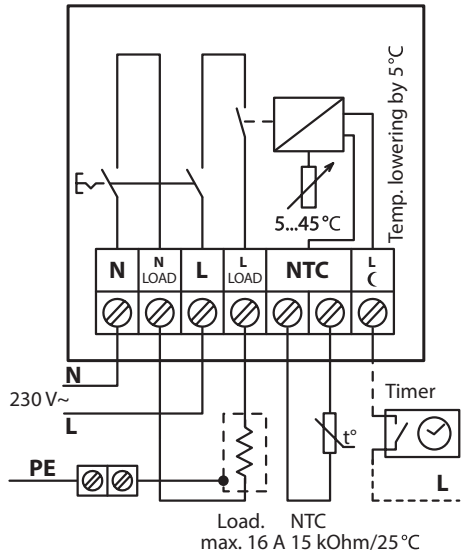
Benefits <ul style="list-style-type: none"> • 2-pole safety breaker • Low standby consumption • Sensor failure monitoring • LED indication for fault • Frost protection Approvals:  Standard compliance <ul style="list-style-type: none"> • EN/IEC 60730-1 (general) • EN/IEC 60730-2-9 (thermostat) 	Operation voltage	220 - 240 V, 50/60 Hz
	Standby power consumption	Max. 0,25 W
	Resistive load	Max 15 A (3450 W) @ 230 V
	Inductive load	Max. 1 A, $\cos \varphi = 0,3$
	Hysteresis	$\pm 0,4$ °C
	Sensing unit	NTC 15 kOhm at 25 °C
	Ambient temperature	-10 °C to +30 °C
	Frost protection	5 °C -
	Cable specification max	1 x 4 mm ² or 2 x 2,5 mm ²
	Ball pressure test temperature	75 °C ❄️
	Pollution degree	2 (domestic use)
	Controller type	1 C
	Storage temperature	-20 °C to +65 °C
	IP class	IP 31
	Protection class	Class II - 
	Dimensions (H/W/D)	85 x 85 x 36 mm
	Weight	90 g

Types

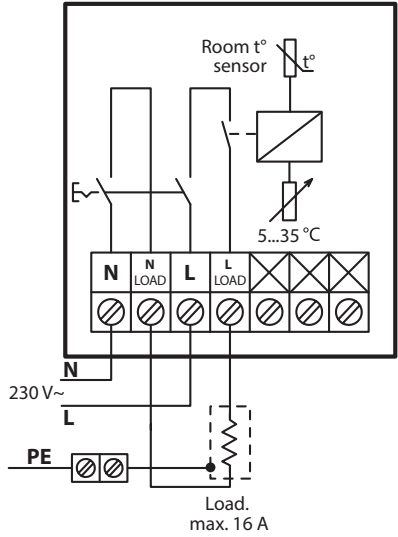
Item no.	Product name	Frame	Temperature range	Sensor type	Marking	EAN no.
088L0033	ECtemp 530	ELKO	5-45 °C	Wire sensor (3 m, NTC 15 kOhm at 25 °C)	D530	5703466128985
088L0034	ECtemp 531	ELKO	5-35 °C	Built-in room sensor	D531	5703466128992
088L0035	ECtemp 532	ELKO	5-35 °C room temperature; 20-50 °C floor temperature limiter (default 35 °C)	Built-in room sensor and wire sensor (3 m, NTC 15 kOhm at 25 °C)	D532	5703466129005

Connection schemes

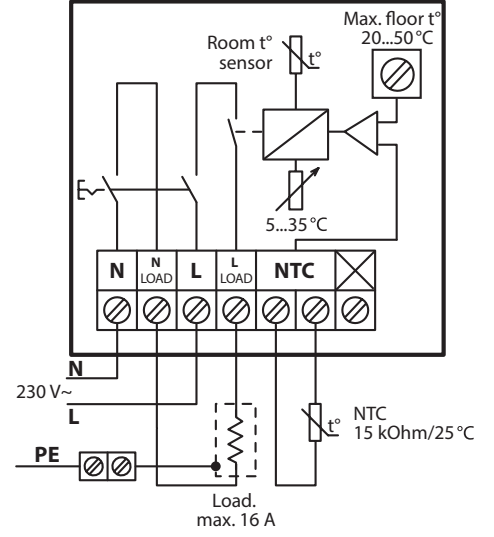
ECtemp 530



ECtemp 531



ECtemp 532







ECtemp Touch

ECtemp Touch is an intuitive programmable timer thermostat used for controlling electrical floor heating elements. The thermostat is designed for fixed installation only and due to the special designed 2-part construction it fits a wide range of frames and sensors.

ECtemp Touch is fast and intuitive to setup using the built-in wizard. It has an energy-saving program – including an optimum start/end control ensuring the desired temperature at the correct time and thereby reducing the heating costs.

Product specifications

Benefits <ul style="list-style-type: none"> • Big 2" touch screen • Built-in setup wizard • Easy and intuitive functionalities • Adaptive PWM function • Fits several single and multiple frames • Fits several competitor NTC sensors • Optional code setup • Easy online troubleshooting Approvals:  Standard compliance <ul style="list-style-type: none"> • EN/IEC 60730-1 (general) • EN/IEC 60730-2-9 (thermostat) 	Operation voltage	220 - 240 V~, 50/60 Hz
	Standby power consumption	Max. 0,40 W
	Relay: Resistive load Inductive load	16 A (3680 W) @ 230 V Max. 1 A, Cos Φ = 0,3
	Sensing unit	NTC 15 kΩ @ 25 °C, 3 m. (default), NTC 6,8 kΩ @ 25 °C, NTC 10 kΩ @ 25 °C, NTC 12 kΩ @ 25 °C, NTC 33 kΩ @ 25 °C, NTC 47 kΩ @ 25 °C
	Regulation	PWM - Pulse Width Modulation
	Ambient temperature	0 °C to 30 °C
	Frost protection	5 °C to 9 °C (default 5 °C)
	Temperature range	5 °C to 35 °C (room) 5 °C to 35 °C (45 °C with break out) (floor)
	Storage temperature	-20 °C to 65 °C
	Cable specification max.	1 x 4 mm ² or 2 x 2,5 mm ²
	Ball pressure test temperature	75 °C
	Pollution degree	2 (domestic use)
	Controller type	1 C
	Software class	A
	IP class	21
	Protection class	Class II - 
	Dimensions (H/W/D)	85 x 85 x 20-24 mm (in-wall depth: 22 mm)
	Weight	115 g

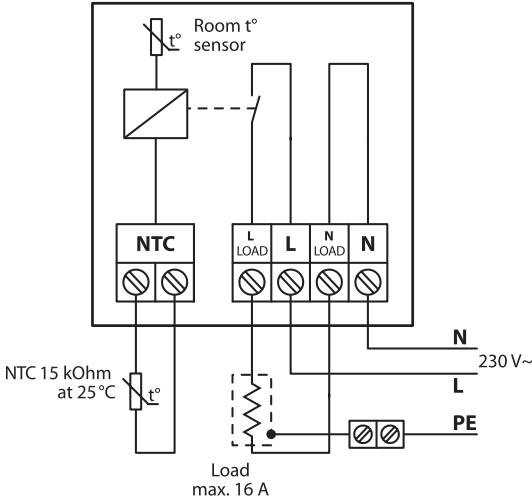
Types

Item no.	Product name	Type	Language	EAN no.
088L0122	ECtemp Touch	Polar white, RAL 9016	1	5703466235485
088L0128	ECtemp Touch	Polar white, RAL 9016	2	5703466241783

1 - Contains languages: Bulgarian, Czech, Danish, English, Estonian, Finnish, French, German, Latvian, Lithuanian, Norwegian, Polish, Romanian, Russian, Slovenian, Slovak, Swedish, Ukrainian.

2 - Contains languages: Chinese, Croatian, Dutch, English, Hungarian, Italian, Portuguese, Serbian, Spanish, Turkish.

Connection scheme



Polar White





ECtemp Smart

The ECtemp Smart is an intuitive programmable timer thermostat to be connected to WIFI and ECtemp Smart App controllable from anywhere, at any time. The thermostat is primarily used for controlling electrical floor heating elements. The thermostat is designed for fixed installation only and due to the special designed 2-part construction it fits a wide range of frames and sensors.

The ECtemp Smart is fast and intuitive to setup using the App wizard. It has an open window detector and energy-saving program including an optimum start/end control ensuring the desired temperature at the correct time and thereby reducing the heating costs.

Product specifications

Benefits <ul style="list-style-type: none"> • WIFI Connectivity • Remote Controllable via ECtemp Smart App • A single ECtemp Smart thermostat can be paired with up to 10 mobile devices using ECtemp Smart App • Can communicate with two mobile devices simultaneously • With one ECtemp Smart App you are able to control as many locations with as many ECtemp Smart thermostats as you need • Adaptive PWM function • Fits many foreign single and multiple frames • Fits many foreign competitive NTC sensors Approvals:  Standard compliance <ul style="list-style-type: none"> • EN/IEC 60730-1 (general) • EN/IEC 60730-2-9 (thermostat) • EN 300 328 (WIFI) 	Operation voltage	220 - 240 V~, 50/60 Hz	
	Standby power consumption	max. 0,40 W	
	Relay:	Resistive load Inductive load	16 A (3680 W) @ 230V 1 A (Cos Φ = 0,3)
	Sensing unit		NTC 15 kΩ @ 25 °C, 3 m (default), NTC 6,8 kΩ @ 25 °C, NTC 10 kΩ @ 25 °C, NTC 12 kΩ @ 25 °C, NTC 33 kΩ @ 25 °C, NTC 47 kΩ @ 25 °C
	Regulation		PWM - Pulse Width Modulation
	Ambient temperature		0 °C to 30 °C
	Frost protection		5 °C to 9 °C (default 5 °C)
	Temperature range		5 °C to 35 °C (room) 5 °C to 35 °C (45 °C with break out) (floor)
	Storage temperature		-20 °C to 65 °C
	Cable specification max.		1 x 4 mm ²
	Ball pressure test temperature		75 °C
	Pollution degree		2 (domestic use)
	Controller type		1 C
	Software class		A
	Expected Wi-Fi data use		125 kByte / 24h, 3,9 Mb / month
	IP class		21
	Protection class		Class II - 
	ECtemp Smart App		1 App can control up to 100 thermostats 10 Apps can be connected to 1 thermostat 2 Apps can control one thermostat at the same time
	Dimensions (H/W/D)		85 x 85 x 20-24 mm (in-wall depth: 22 mm)
Weight		127 g	

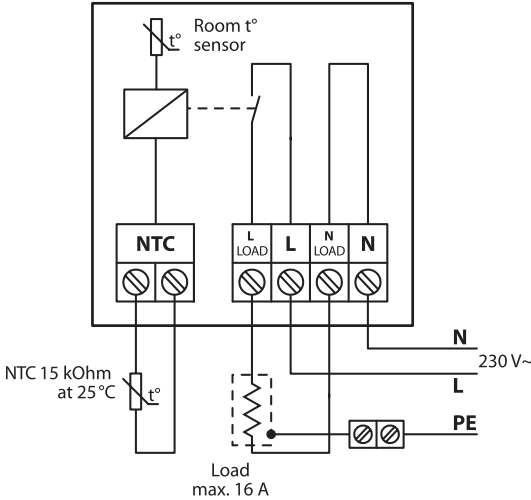
Types

Item no.	Product name	Type	EAN no.
088L1140	ECtemp Smart	Polar White (RAL 9016)	5703466239667
088L1141	ECtemp Smart	Pure White (RAL 9010)	5703466239674
088L1143	ECtemp Smart	Pure Black (RAL 9005)	5703466239698



Try it!
Download the ECtemp Smart App

Connection scheme



Pure White



Polar White



Pure Black



ECtemp Next Plus

All room thermostats are used for room temperature control in electric floor heating systems.

By controlling room temperature in accordance with the temperature desired by the user, the room thermostats provide optimal energy savings while upholding optimal thermal comfort in the room.

Product specifications

Benefits <ul style="list-style-type: none"> • Modern design with white backlight • AWAY function • Child safety lock • 3 selectable temperature control modes • Maximum floor temperature limitation • Optional room temperature display • Frost protection mode • Temperature calibration • Advanced programmable timer. 	Supply voltage/ Output voltage	85–250 V AC, 50/60 Hz
	Operating room temperature	5 - 35° C
	Operating floor temperature	5 - 45° C *
	Ambient temperature	-10 - 60° C
	Fault indication	Yes
	Hysteresis	1° C, symmetrical around the setpoint temperature
	LCD backlight	Yes, white
	Max. load, inductive	< 3 A
	Max. load, resistive	< 16 A
	Temperature calibration	Yes (+/-10° C)
Power consumption	2 W	
Power supply	85–250 V AC, 50/60 Hz	
Sensor, floor	NTC 15K accuracy: ±1%	
Shell material	ABS, non-inflammable	
IP class	30	
Approval	CE marking, EN 60730	
Colour	White RAL9010/Dark Grey RAL7024	
Dimensions	86 × 86 × 16.0 mm	

Approvals:



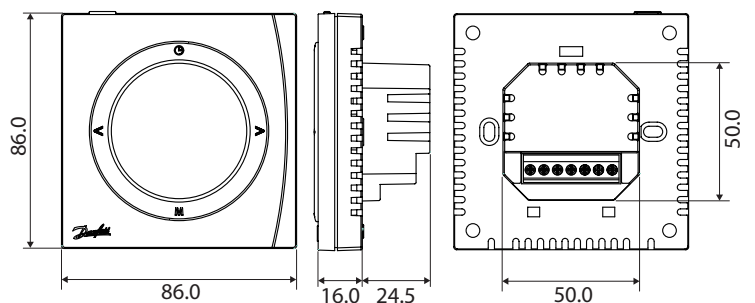
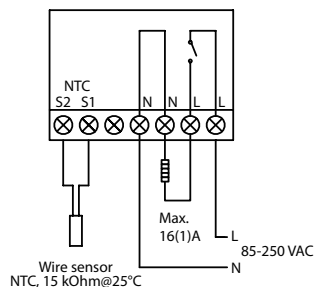
Standard compliance

- EN/IEC60800:2009

Types

Item no.	Product Type	Programmable	EAN no.
088L0121	ECtemp Next Plus	Yes	5703466233979

Connection scheme



* It will be possible to set the maximum floor temperature up to 45° C. Furthermore, it will be possible to use only a room sensor. However, this option is not recommendable due to an increased risk of overheating the floor.

Please contact Danfoss how to extend the maximum floor temperature and set the only room temperature control mode.

IMPORTANT: When the thermostat is used to control a floor heating element in connection with a wooden floor or similar material, always use a floor sensor and never set the maximum floor temperature to more than 35° C.

ECtemp 316



The **ECtemp 316** is a simple electronic thermostat with enhanced functionality which can be installed in electric cabinets with DIN rail attachment. The thermostat is mainly used for frost protection on roofs, in gutters and downpipes. Additionally it can be used to control room and floor temperature, ventilation, cooling or to the control of snow melting on ground, pipe tracing and similar installations.

The main features of the thermostat is temperature range mode – with setting both an upper and a lower temperatures in between which the thermostat allows the system to heat. This mode is used primarily for controlling Frost Protection systems on roofs, in gutters and downpipes (an external outdoor air sensor must be used).

The thermostat is equipped with 2 additional buttons to adjust the hysteresis and the temperature value for leveraging in economy periods (an external timer must be used).

The thermostat has relay with 2 contact pairs - NO (normally opened) and NC (normally closed), and it is supposed to use thermostat for heating and cooling systems. Additionally NO and NC contact pairs are not wetted by a voltage source inside thermostat and can be used for control systems with any voltage up to 250 V.

It is designed so that the sensor circuit is galvanically separated from the high voltage part.

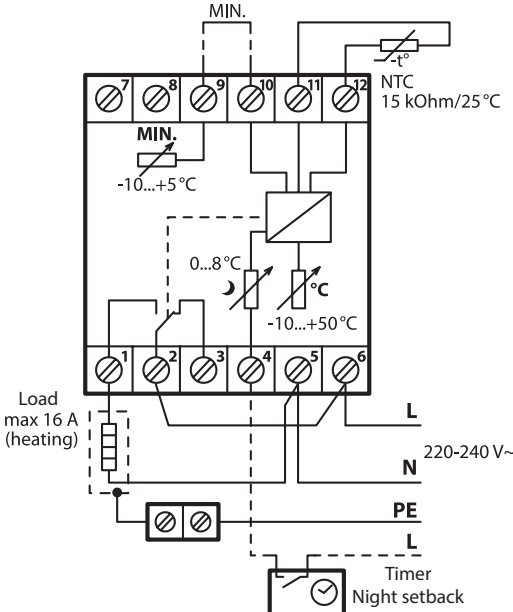
Product specifications

<p>Benefits</p> <ul style="list-style-type: none"> • Night set-back • Minimum temperature limiter • Adjustable hysteresis • DIN rail attachment • Low standby consumption • Large scope of application • Protective separation <p>Approvals:</p> <p>Standard compliance</p> <ul style="list-style-type: none"> • EN/IEC 60730-1 (general) • EN/IEC 60730-2-9 (thermostat) 	Operation voltage	220 - 240 V~, 50/60 Hz
	Standby power consumption	Max. 0,25 W
	Resistive load	Max. 16 A, 3680 W @ 230 V
	Inductive load	Max. 1 A, cos φ = 0.3
	Hysteresis	0 °C to 6 °C
	Ambient temperature	-10 °C to +45 °C
	Lowering in economy periods	0 °C to 8 °C
	Temperature range	-10 °C to +50 °C
	Minimum temperature range	-10 °C to +5 °C
	Storage temperature	-20 °C to +65 °C
	IP class	IP 30
	Protection class	Class II -
	Dimensions (H/W/D)	85 x 52 x 58 mm
	Weight	180 g
	Marking	D316

Types

Item no.	Product name	Temperature range	Sensor type	EAN no.
088L0443	ECtemp 316 -10<>+50°	-10 °C to +50 °C	Wire sensor, 3 m, NTC 15 kOhm at 25 °C	5703466130339

Connection scheme





ECtemp 330

ECtemp 330 is a line of simple electronic thermostats to be installed in electric cabinets with DIN rail attachment. To measure and control the desired temperature either a wire sensor (in the set) or an external indoor/outdoor air sensor must be used. The thermostat must be installed via an all-pole disconnection switch. It has a LED indicating showing standby (green light) and heating (red light) periods.

ECtemp 330 has a relay with 2 contact pairs - NO (normally opened) and NC (normally closed), and are supposed to be used for heating and cooling systems. Additionally, NO and NC contact pairs are not wetted by a voltage source inside the thermostats, and can be used for control systems with any voltage up to 250 V.

The series is designed with thermostats in three temperature range.

ECtemp 330 (-10 - +10°C) is used primarily for controlling a lower temperature range such as frost protection. This thermostat has a button to adjust the temperature setting with a scale from -10 °C to +10 °C. Special outdoor white wire sensor included in a set.

ECtemp 330 (5 - 45°C) is used primarily for controlling lower temperature range such as frost protection and for cooling, Comfort Floor Heating, Total (Direct) Floor Heating, Ice and Snow Melting on Ground, Frost Protection on Roofs, Pipe Tracing, etc. The thermostat has a button to adjust the temperature setting with a scale from 5 °C to 45 °C. This type has temperature lowering in economy periods mode by using external timer.

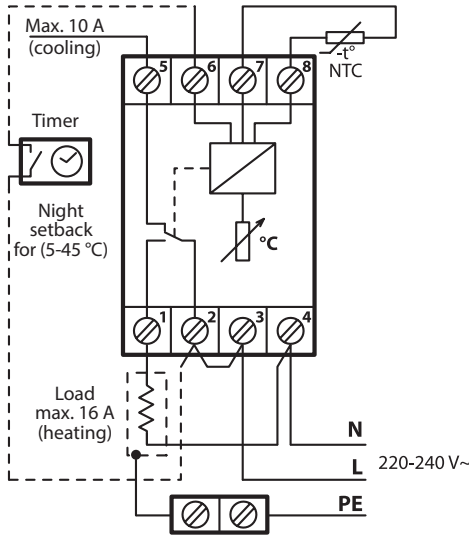
Product specifications

Benefits <ul style="list-style-type: none"> • For DINrail mounting • Low temperature area • Low standby consumption • LED indicator Approvals: Standard compliance <ul style="list-style-type: none"> • EN/IEC 60730-1 (general) • EN/IEC 60730-2-9 (thermostat) 	Operation voltage	220 - 240 V, 50/60 Hz
	Standby power consumption	Max. 0,25 W
	Resistive load	Max 16 A (3680 W) @ 230 V
	Inductive load	Max. 1 A, cos φ = 0,3
	Ambient temperature	-10 °C to +50 °C
	Cable specification max	1 x 4 mm ² or 2 x 2,5 mm ²
	Storage temperature	-20 °C to +65 °C
	IP class	20
	Hysteresis	± 0,2 °C
	Protection class	Class II -
	Dimensions (H/W/D)	85 x 36 x 58 mm
	Weight	83 g

Types

Item no.	Product name	Temp. range	Sensor type	Night setback	Marking	EAN no.
088L0445	ECtemp 330 (+5 - +45°C)	5 °C to 45 °C	Wire sensor, 3 m, NTC 15 kOhm at 25 °C	5 °C	D330	5703466130353
088L0444	ECtemp 330 (-10 - +10°C)	-10 °C to +10 °C	Wire sensor, 3 m, NTC 15 kOhm at 25 °C	-	D330	5703466130346

Connection scheme



ECtemp 330 (5 - 45 °C)

ECtemp 330 (-10 - +10 °C)





ECtemp 850 IV

ECtemp 850 version IV is an advanced thermostat with LED display used for outdoor ground or roof applications. The sensors provide information about both moisture level and temperature, resulting in an optimal control of the heating system.

The ECtemp 850 can handle up to 2 independent areas, in any of the following combinations:

- Single system for roof or ground (1 system, 1–4 sensors).
- Combination system: 1 ground system and 1 roof system (2 systems, 2–4 sensors total, min. 1 sensor per system).
- Dual system: either 2 roof systems or 2 ground systems (2 systems, 2–4 sensors total, min. 1 sensor per system).

In the dual / combination systems it is possible to prioritize between the zones, e.g. if only a limited power output is available.

Product specifications

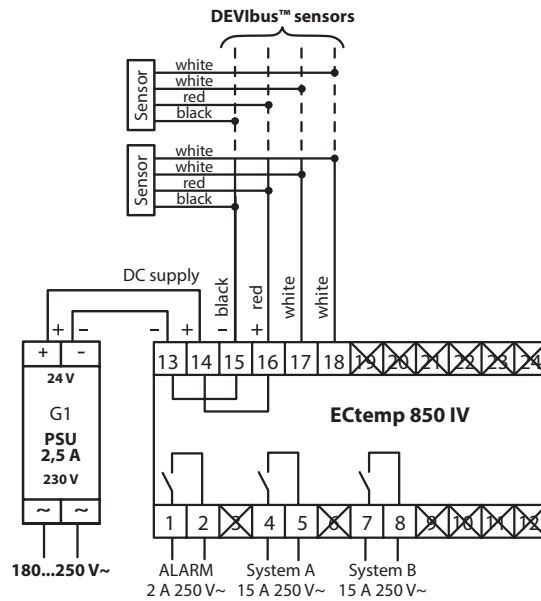
<p>Benefits</p> <ul style="list-style-type: none"> • Single, combination or dual zones • Up to 4 sensors • Moisture and temperature sensing • Self diagnosing programme • Safety level adjustment • Alarm function <p>Approvals:</p> <p>Standard compliance</p> <ul style="list-style-type: none"> • EN/IEC 60730-1 (general) • EN/IEC 60730-2-9 (thermostat) 	Operation voltage: PSU 24 VDC ECtemp 850	180–250 VAC, 50–60 Hz / 24 VDC, 2,5 A 24 VDC ±10%
	Power consumption, max.: ECtemp 850 Roof sensor Ground sensor	3 W 8 W (each) 13 W (each)
	Relay resistive load, max.: System A / B relay Alarm relay Inductive load each relay, max.	15 A (3450 W) @ 230 V 2 A @ 230 V 1 A @ 230 V, power factor 0,3
	Sensing unit	DEVibus™ connected moisture sensor(s)
	Cable specification max	1 x 4 mm ² or 2 x 2,5 mm ²
	Ball pressure test temperature	75 °C
	Pollution degree	2 (domestic use)
	Controller type	1 C
	Storage temperature	-20 °C to +65 °C
	IP class	20
	Protection class	Class II - □
	Dimensions ECtemp 850 (H/W/D)	85 x 105 x 53 mm
	Mounting method	DIN rail
	Weight	720 g

Types

Item no.	Product name	Type	Power	Size, mm	Operation temperature	EAN no.
088L0449	ECtemp 850 IV no sensors	Without sensors, with PSU CP-D 24 VDC/2,5 A		105 x 23,5 x 53	-10...+50 °C	5703466130391
088L0457	Ground sensor, 1 pcs.	ECtemp 850 IV Latin with PSU	13 W	15 x 24 x 216	-50...+70 °C	5703466168769
088L0458	Ground sensor, 2 pcs.	For ECtemp 850, with sensor tube, cable - 15 m	13 W	15 x 24 x 216	-50...+70 °C	5703466150283
088L0459	Roof sensor	For ECtemp 850, cable - 15 m	8 W	Ø 93 x 98	-30...+70 °C	5703466150290



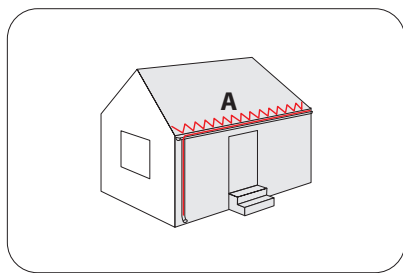
Connection scheme



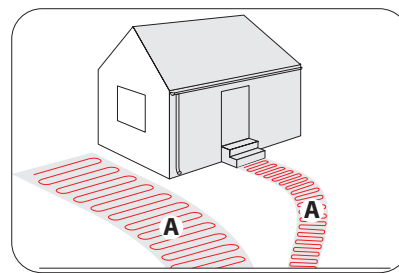
System configurations

Zone support saves energy

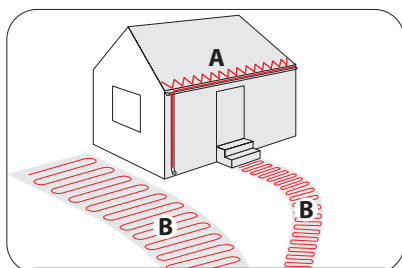
ECtemp 850 lets you divide your area in to 2 zones, e.g. a North and South side. In this way it is possible to save energy, when the South side is free of ice and snow faster because of the heat from the sun.



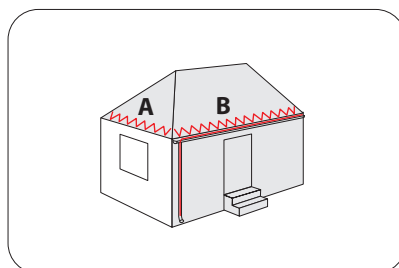
Single zone system for roofs
(system A)



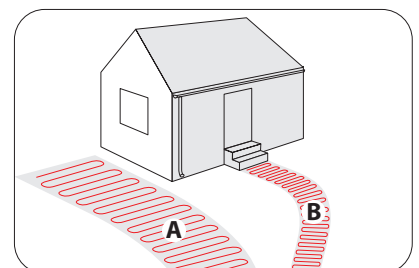
Single zone system for ground
(system A)



Combined system -
one zone for roof (system A),
one zone for ground (system B)



Two zone system for roofs
(systems A and B)



Two zone system for ground
(systems A and B)



ECtemp 610

The ECtemp 610 is an electronic IP 44, 10 Amps thermostat, suitable for many different purposes both indoor and outdoor applications. It is provided with a 2-pole switch and a wire sensor to control the desired temperature.

The thermostat has a button for adjusting the temperature setting with a scale from -10° to +50°C, and a LED indicating the current mode (heating, standby or fault).

It is water resistant and can be mounted on any plain surface indoor or outdoor.



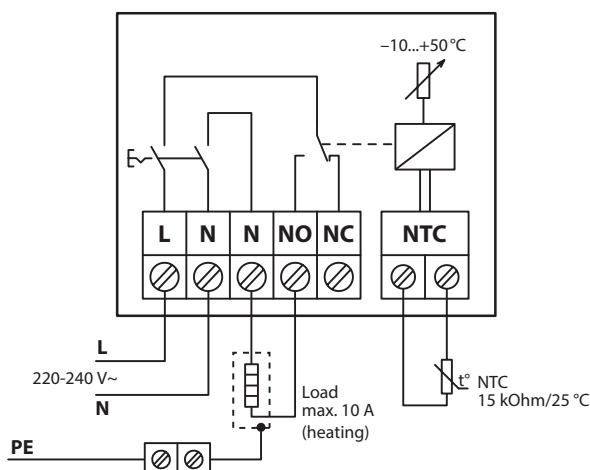
Product specifications

Benefits <ul style="list-style-type: none"> • ON/OFF switch • Terminals for NO/NC connection • LED indicator • Mounts directly onto plain surfaces • Low energy consumption • IP44 Approvals: Standard compliance <ul style="list-style-type: none"> • EN/IEC 60730-1 (general) • EN/IEC 60730-2-9 (thermostat) 	Operation voltage	220 V- 240 V~, 50/60 Hz
	Standby power consumption	max. 0.93 W
	Relay:	
	Resistive load	Max 10A / 2300W @ 230V
	Inductive load	Cos Φ = 0.3 max. 1A
	Sensing unit	NTC 15 kOhm at 25°C
	Hysteresis	± 0.2°C
	Ambient temperature	-30°C. to +55°C
	Temperature range	-10°C to +50°C
	Cable specification max	1 x 4 mm ² or 2 x 2,5 mm ²
	Ball pressure test temperature	75°C
	Pollution degree	2 (domestic use)
	Controller type	1 C
	Storage temperature	-20°C to +65°C
	IP class	IP 44
	Protection class	Class II -
	Dimensions (H/W/D)	100 mm x 69.5 mm x 45 mm
	Weight	165 g

Types





Item no.	Product name	Type	EAN no.
088L0448	ECtemp 610	Temp. range -10°C/+50°C incl. wire sensors	5703466130384

Connection scheme



IMPORTANT: When the thermostat is used to control a floor heating element in connection with a wooden floor or similar material, always use a floor sensor and never set the maximum floor temperature to more than 35°C.

Accessories and spare parts

Article no.	EAN no.	Name	Description	Image
088L1053	5703466214602	ECfast 5 m Metal In box	Metal type is used for fastening heating cables and ensure the correct C-C distance. Width - 21 mm. Material - Galvanized metal. Cable C-C fixing - in each 25 mm	
088L1054	5703466214619	ECfast 25 m Metal In box		
088L3002	5703466175279	Spaceclip for self-limiting cables		
088L3001	5703466239285	RX-C Roof Clip (50 pcs. in bag)		
088L0409	5703466130216	Tape aluminium 38 mm x 50 m	Self-adhesive type, with 2-colour warning label. Backing Aluminium foil Adhesive Waterbased Acrylic Liner Monosiliconized Paper Adhesion/Steel 8 N/ 38 mm Tensile strength 57,5 N/ 25 mm Total thickness 60 µm	
088L0079	5703466248652	Tacking Clips, 30 pcs.	Fixing clips for heating cables. Plastic. Multipac 30 pcs. Inner diameter: 18 mm. Dimensions: 34 x 35 x 6 mm.	

Index

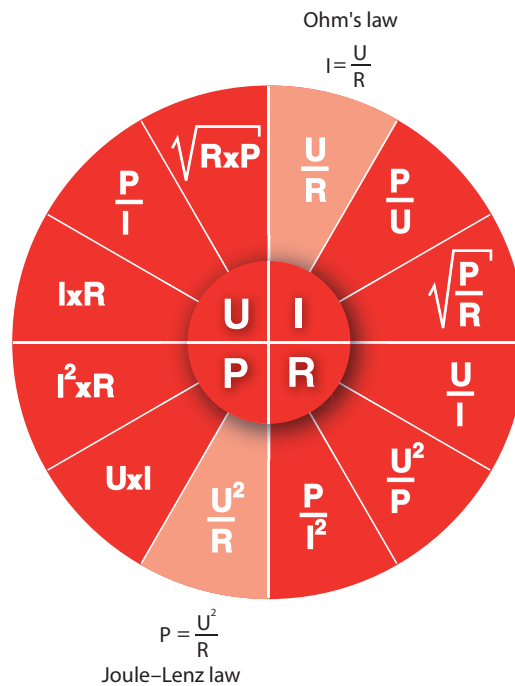
Floor heating systems	4
Ice and snow melting systems.....	6
Pipe tracing	8
Sport fields and agriculture	10
Vineyards frost protection systems	12
Cold stores.....	14
Cold stores and concrete hardening	15
Other heating elements	16
ECflex 10T	18
ECflex 18T	19
ECflex 20T	20
ECflex 50T	21
ECflex 75T	22
ECflex 100T	23
ECbasic 20S	24
ECmat 100T	25
ECmat 150T	26
ECmat 200T	27
ECheat 150S	28
ECdry 55 Heating Element	29
ECdry 100 Heating Element.....	30
ECdry Touch Kit	31
EFCI Reflect insulation plates.....	32
ECfreeze 7,5T - 400V.....	33
ECsafe 20T	34
ECsafe 100T 230V, ECsafe 100T 400V	35
ECinfracable 75T, ECinfracable 100T.....	37
ECsnow 20T - 230V, 400 V	39
ECsnow 30T - 230V, 400V	41
ECsnow 300T 230V, 400V	43
ECasphalt 30T 400V	45
ECasphalt 300T 230V, 400V	46
SLPG-10 - CSA, SLPG-15/SLIG-18 - CSA, SLPG-25/26 - CSA, SLPG-33 - CSA.....	48
Connecto NA - CSA, Power Connection Kits	50
ECiceguard 18 Ready-made.....	52
EHotwatt 45, EHotwatt 55, EHotwatt 70	54
Connecto	56
ECpipeheat 10 V2	58
ECpipeheat 10 V3	60
ECfoil Mirror	63
ECtemp 130, ECtemp 132	64
ECtemp 530, ECtemp 531, ECtemp 532	66
ECtemp Touch.....	68
ECtemp Smart.....	70
ECtemp Next Plus	72
ECtemp 316.....	73
ECtemp 330.....	75
ECtemp 850 IV	77
ECtemp 610.....	79
Accessories and spare parts.....	81
Expand your knowledge	86

Expand your knowledge

Danfoss is Europe's leading manufacturer of intelligent electrical cable heating systems.

This position is secured by a dedicated focus on advanced and above all user-friendly systems, developed in the world's largest competence center for floor heating.

Electrotechnical formulas



Cable calculation formulas

$$L = U / \sqrt{(p \cdot r)},$$

$$r = U^2 / (L^2 \cdot p),$$

$$p = U^2 / (L^2 \cdot r),$$

where:

- L – length of heating cable (m);
- U – supply voltage (V);
- p – specific output (W/m);
- r – specific resistance (Ohm/m).

Engineering the dreams of tomorrow – today



Danfoss A/S

DK-6430 Nordborg

Denmark

www.danfoss.com

E-mail: EH@danfoss.com

Telephone: +45 7488 2222

Fax: +45 7449 0949

We play an active role in the main growth themes in a world that is rapidly changing: Infrastructure, food, energy and climate are the focus of our business. Cities for millions that touch the sky. A richer harvest to feed a growing world. Keeping food fresh and our children warm in a world that can make more out of less. This is how we are Engineering Tomorrow.

Infrastructure

By 2030, an additional 1.5 billion people will live in our cities. The demand for infrastructure to support this is massive. We help build the roads, buildings and energy systems for the world's growing cities and support progress for people, communities and businesses across the world. A well-functioning infrastructure is the vehicle for transforming low and middle income countries into emerging or developing nations. Our solutions are making a difference for the cities of tomorrow.

Food

Danfoss helps meet the growing need for an abundant and better quality food supply by improving agricultural productivity and keeping food fresh all the way to consumers in the most efficient and safe way with minimum waste. Our products are everywhere, whether you look at the workings of the cold room and conveyor belt at a slaughterhouse or behind the refrigeration counters of a supermarket.

Energy

No matter what we produce, the goal is to optimize performance, increase efficiency and minimize waste. This means that, today, we are a world leader in the field of energy-efficient technologies that enable our customers and society as a whole to get more from less. Energy that we don't use doesn't pollute and doesn't cost money. By picking the low-hanging fruits that energy efficient technologies offer, we can meet the growing energy demand, boost the economy and afford the renewable energy sources.

Climate

Danfoss combines a comfortable and healthy indoor climate with energy and cost savings, and protection of the environment. Thinking about the indoor climate is really about the future of the outdoor climate. While meeting the global climate challenge, Danfoss' products also contribute to human productivity and well-being indoors by optimizing heating, ventilation and air conditioning systems to suit individual needs and lifestyles.

Local support - when and where you need it

Contact Danfoss if you are looking for:

- finding local Danfoss wholesalers and retailers
- information on Danfoss floor heating products
- information on Danfoss control systems including thermostats
- information on Danfoss bathroom solutions
- information on Danfoss condensate pipe frost protection
- information on Danfoss accessories
- technical information
- user instructions

We provide you with excellent service, from choosing and designing the correct system, through to installation and unlimited technical support.