

Installation guide

Electric expansion valve

Types AKV 10P, AKV 10PS

English, German, French, Spanish, Italian,
Brazilian, Portuguese, Chinese, Russian

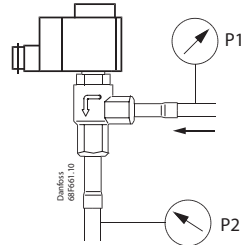
068R9824

068R9824

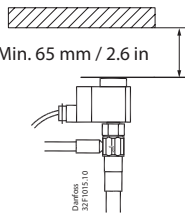
Refrigerants : R744, R22, R23, R134A, R404A, R407A, R407C, R407F, R410A, R422B, 422D, R448A, R449A, R449B, R450A, R452A, R507, R513A. For other refrigerants, please contact Danfoss.	Max. working pressure : PS: 90 barg / 1305 psig	Continuous operation temperature COT: 60 °C / 140 °F
Max. operating pressure differential: MOPD, P1 - P2 : AKV 10P0 - AKV 10P6 = 35 bar / 505 psi AKV 10P7 = 18bar / 260 psi AKV 10PS4 - AKV 10PS7 = 35 bar / 505 psi	Max. test pressure: PT: 135barg / 1958 psig	Max. abnormal pressure MAP: 90 bar / 1305 psig
	Media temperature range: $t_{min.}$ -50 °C / -58 °F $t_{max.}$ 60 °C / 140 °F	Ambient temperature range: $t_{min.}$ -50 °C / -58 °F $t_{max.}$ 50 °C / 120 °F



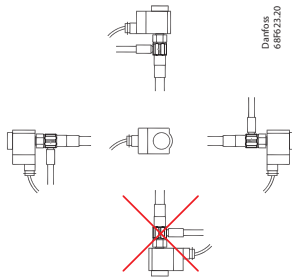
If operated consistently at or near MOPD, the service interval will decrease.
 Erfolgt der Betrieb dauerhaft mit oder in Nähe des MOPD, verkürzt sich das Wartungsintervall.
 En cas d'utilisation constante à une valeur proche ou égale de la MOPD, l'intervalle d'entretien diminuera.
 Si el funcionamiento tiene lugar constantemente a la presión MOPD o cerca de la misma, las labores de mantenimiento deberán tener lugar con más frecuencia.
 Se utilizzata frequentemente alla MOPD, o livello simile, l'intervallo di manutenzione diminuirà.
 Se operada de maneira consistente no MOPD ou perto dele, o intervalo de serviço diminuirá.
 如果在MOPD (最大开通压差) 条件下或其附近范围持续作业, 检修间隔会缩短
 В случае непрерывной работы при максимальном перепаде давления открытия периодичность технического обслуживания сокращается.



Mounting height

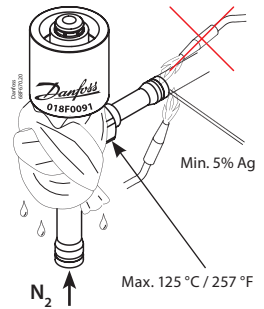


Mounting orientation



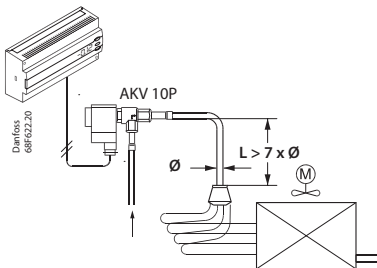
Brazing

Permanent magnet coil code no. **018F0091**



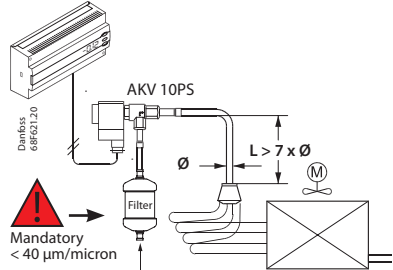
Tube length / dimensions

AKV 10P0 - AKVP7



Tube length / dimensions

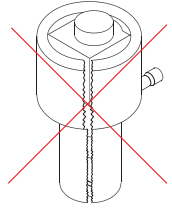
AKV 10PS4 - AKV 10PS7



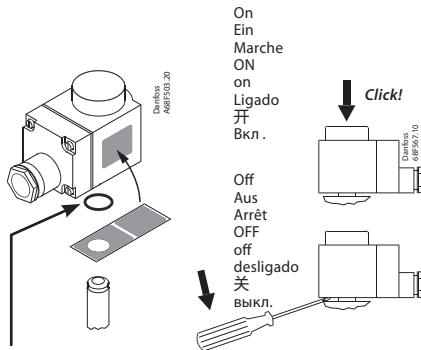


Newer power before coil is mounted.
 Spannungsversorgung erst einschalten, wenn die Spule montiert ist.
 Alimentation plus récente avant le montage de la bobine.
 No conecte la fuente de alimentación antes de instalar la bobina.
 Non avviare prima che la bobina non sia stata montata.
 Monta-se uma bobina nunca energizada antes.
 先更换电源，再安装线圈。
 Строго запрещается подавать питание до монтажа катушки.

Do not insulate!
 Nicht isolieren!
 Ne pas isoler!
 ¡No aislar!
 Non isolare!
 Não isolar!
 不要进行绝缘处理！
 Запрещается изолировать!

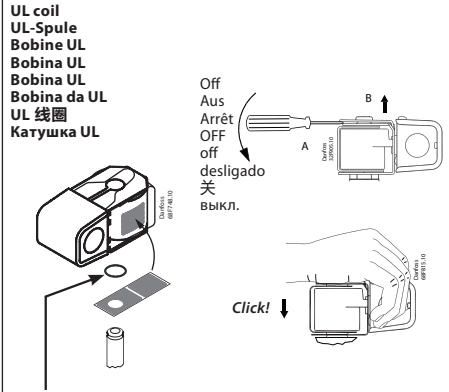


Mounting and Dismounting of standard coil



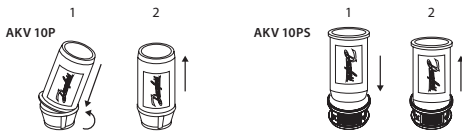
O-ring mandatory.
 O-Ring zwingend erforderlich
 Joint torique obligatoire.
 Debe instalarse una junta tórica
 O-ring obbligatorio.
 O-ring obrigatório.
 必须连接O形圈。
 Уплотнительное кольцо является обязательным.

Mounting and Dismounting of UL coil



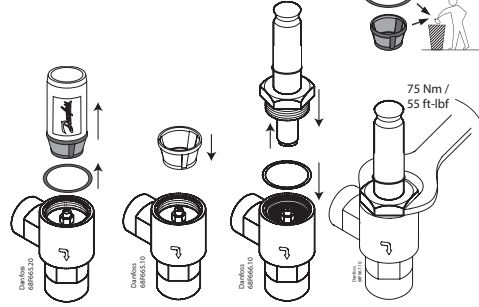
Recommended to reduce vibrations, not required for sealing.
 Wird empfohlen, um Vibrationen zu reduzieren; nicht für die Dichtung erforderlich.
 Recommandé pour réduire les vibrations, non requis pour l'étanchéité.
 Se recomienda instalar una junta tórica para minimizar las vibraciones, aunque no se requiere para garantizar el sellado
 Raccomandata per ridurre le vibrazioni, non richiesta per la messa a tenuta.
 Recomenda-se que se reduza as vibrações, não necessárias para a vedação.
 主要目的是为了减少振动，并非是为了密封。
 Рекомендуется для снижения вибрации, в случае пломбирования не требуется.

Filter Removal Tool - (code - 068F5157)



Service Entretien Wartung Mantenimiento Manutenzione Assistência 检修 Обслуживание

AKV 10P0 - AKV 10P7



AKV 10PS4 - AKV 10PS7

