

Data Sheet

Open Circuit Pumps

Series 45



For more than 40 years, Danfoss has been developing state-of-the-art components and systems for mobile machinery used in off-highway operations around the world. We have become a preferred supplier by offering the best of what really matters: The hardware inside your vehicle application.

Series 45 pumps are a high efficiency alternative to traditional open circuit pumps. Each frame size is uniquely designed to optimize performance, size, and cost, while matching the demanding requirements of the mobile equipment market.

Series 45 pumps are designed to fit the needs of open circuit systems capable of speeds up to 3600 rpm, maximum pressures up to 400 bar, continuous pressures up to 310 bar [4500 psi]. Series 45 pumps offer a wide variety of control options such as Electronic Torque Limiting (ETL).

Series 45 pumps are PLUS+1® compliant. With robust designs and proven reliability in the test lab and the field, Series 45 pumps set the standard for market quality. Danfoss pumps are supported by a global network of authorized service centers.



Features

Designed for durability and flexibility

- Heavy-duty tapered roller bearings for long life
- Single piece rigid housing reduces leak paths and noise
- Designed and manufactured to rigorous standards for mobile equipment
- Displacements ranging from 25 to 147 cm³/rev [1.53 - 8.97 in³/rev]

Installation and packaging benefits

- Compact design minimizes installation space requirements
- Wide range of mounting flanges, shafts, and porting options for ease of installation
- Robust input shaft bearings to handle large external loads
- Low noise for operator comfort

Wide range of controls

- Pressure Compensating (PC)
- Load Sensing (LS)
- Remote Pressure Compensation (RP)
- Electric Normally Open On/Off - 12 V / 24 V (NO)
- Electric Normally Closed On/Off - 12 V / 24 V (NC)
- Electric Proportional Pressure Control (EPC)
- Electronic Torque Control (ETL) with angle sensor

Application benefits

- Optimized design maximizes efficiency and quiet operation
- PLUS+1® compliant control options
- Simple design reduces service requirements
- Optimizes machine power usage to maximize productivity

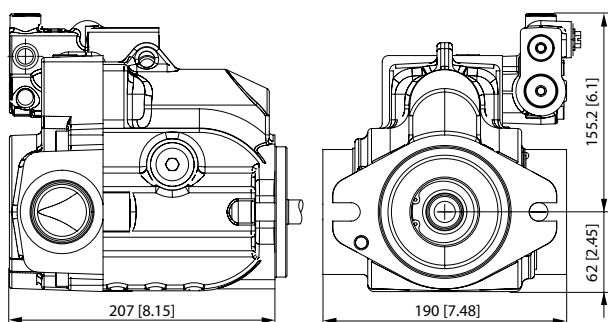
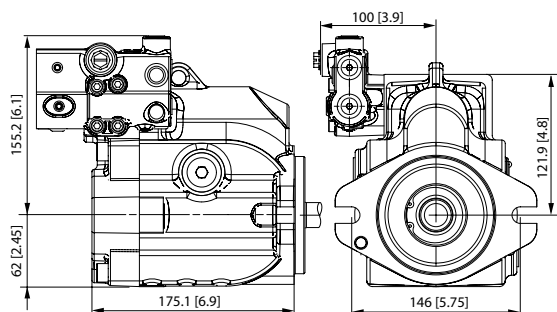
Comprehensive technical literature online at powersolutions.danfoss.com

Specifications

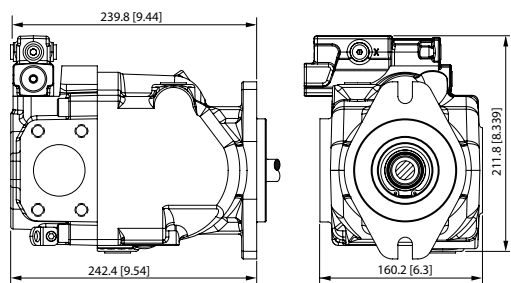
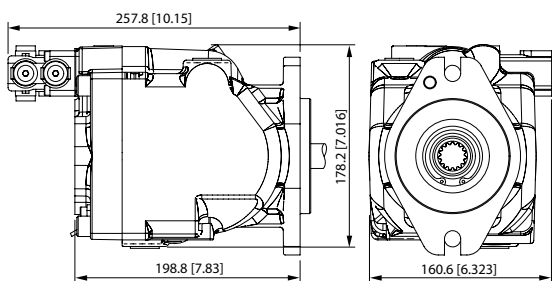
Pump model		Frame L		Frame K		Frame J		
Maximum displacement	cm ³ [in ³]	25 [1.35]	30 [1.83]	38 [2.32]	45 [2.75]	45 [2.75]	51 [3.11]	60 [3.66]
Cont. working pressure	bar [psi]	260 [3770]	210 [3046]	260 [3770]	210 [3046]	310 [4500]	310 [4500]	310 [4500]
Max. working pressure		350 [5075]	300 [4350]	350 [5075]	300 [4350]	400 [5800]	400 [5800]	400 [5800]
Continuous input speed	min ⁻¹ (rpm)	3200	3200	2650	2650	2800	2700	2600
Theoretical flow	l/min [US gal/min]	80 [21.1]	96 [25.4]	100.7 [26.6]	119.2 [31.5]	126 [33.3]	137.7 [36.4]	156 [41.2]
Weight	kg [lb]	Axial 19 [41.9], Radial 24 [52.9]				Axial 23.1 [51.0], Radial 27.3 [60.2]		
Pump model		Frame J (cont.)		Frame F		Frame E		
Maximum displacement	cm ³ [in ³]	65 [3.97]	75 [4.58]	74 [4.52]	90 [5.49]	100 [6.1]	130 [7.93]	147 [8.97]
Cont. working pressure	bar [psi]	260 [3770]	260 [3770]	310 [4500]	260 [3770]	310 [4500]	310 [4500]	260 [3771]
Max. working pressure		350 [5075]	350 [5075]	400 [5800]	350 [5075]	400 [5800]	400 [5800]	350 [5075]
Continuous input speed	min ⁻¹ (rpm)	2500	2400	2400	2200	2800	2200	2100
Theoretical flow	l/min [US gal/min]	162 [42.9]	180 [47.5]	177.6 [47.4]	198 [52.8]	245 [64.7]	286 [75.6]	308 [81.4]
Weight	Axial	kg [lb]	23.1 [51.0]		29.5 [65.0]		51.3 [113]	
	Radial		27.3 [60.2]		32.6 [71.9]		54.9 [121]	

Dimensions

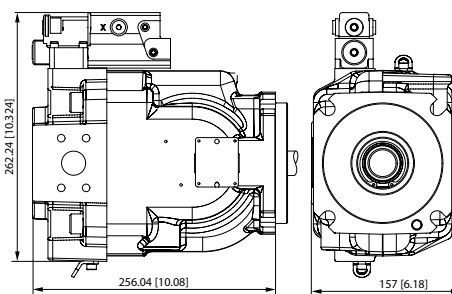
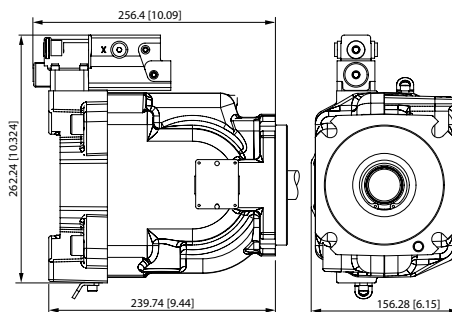
Frame L/K Axial (top) and Radial (bottom)



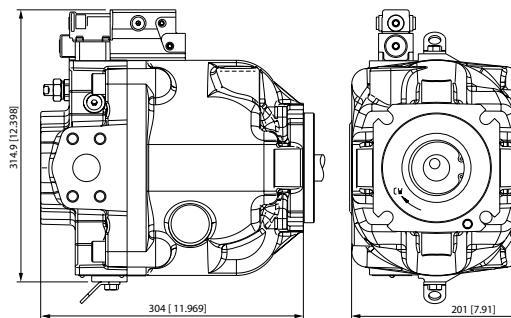
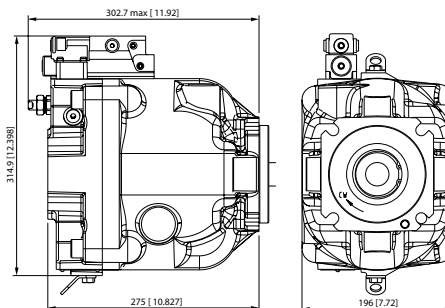
Frame J Axial (top) and Radial (bottom)



Frame F Axial (top) and Radial (bottom)



Frame E Axial (top) and Radial (bottom)



ENGINEERING
TOMORROW



Danfoss can accept no responsibility for possible errors in catalogues, brochures and other printed material. Danfoss reserves the right to alter its products without notice. This also applies to products already on order provided that such alterations can be made without changes being necessary in specifications already agreed.
All trademarks in this material are property of the respective companies. Danfoss and the Danfoss logotype are trademarks of Danfoss A/S. All rights reserved.
