

# ICV with flanges: Retrofit made easy

Danfoss introduces the ICV valve with flanges as a full replacement for your PM valves. Compact, light-weight and simple to install, the new ICV delivers most of the benefits of the ICV Flexline™ range – plus, it's got flanges, making retrofit faster and easier.

**ONE**

Valve housing  
– three modular  
inserts

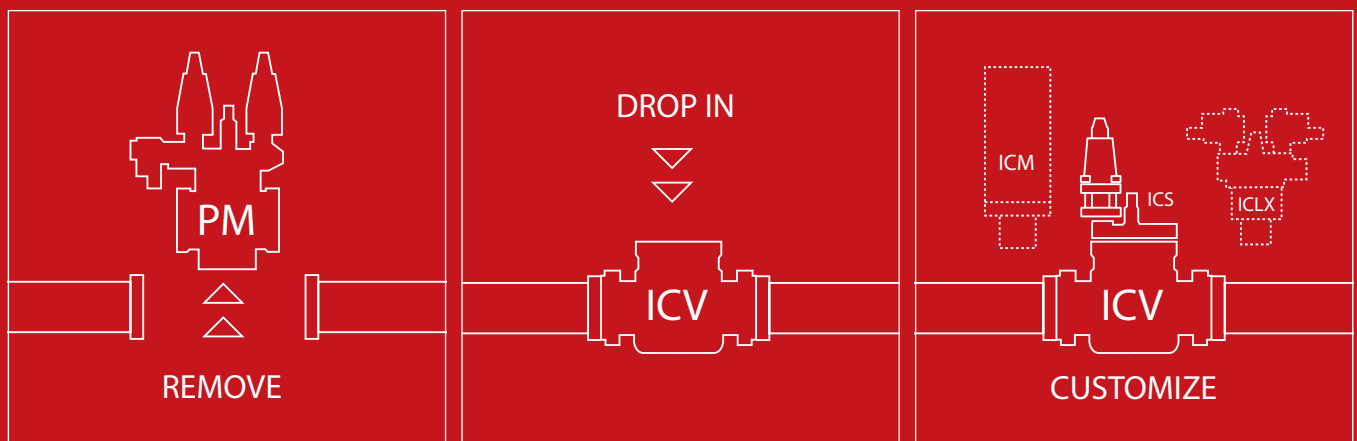
# Replacing your old PM valves was never **easier**

Now, it's just a question of removing your old PM valves and dropping in the new ICV flanged valve.

By doing so you will extend the lifetime of your existing refrigeration installation. The result? A reduction in cost and energy.

## Get the benefits of the **ICV Flexline™** range – and flanges, too

- Direct replacement of PM valves without the need for cutting or welding
- Easy installation during renovation projects
- Easy and fast servicing
- Corrosion resistant design (QPQ)
- No need for disassembly before commission
- One valve housing
- Three interchangeable inserts: Pilot, motor-operated or two-step valves
- High regulation performance with the special V-port
- One-stop shop for all spare parts and components
- Proven Danfoss quality and reliability
- Upgrade from PM to ICM or ICLX and get lower pressure drop
- Upgrade old motor valves (MEV and MRV) to ICM



### 1. Remove:

Remove the old PM valve, leaving the flanges in place

### 2. Drop in

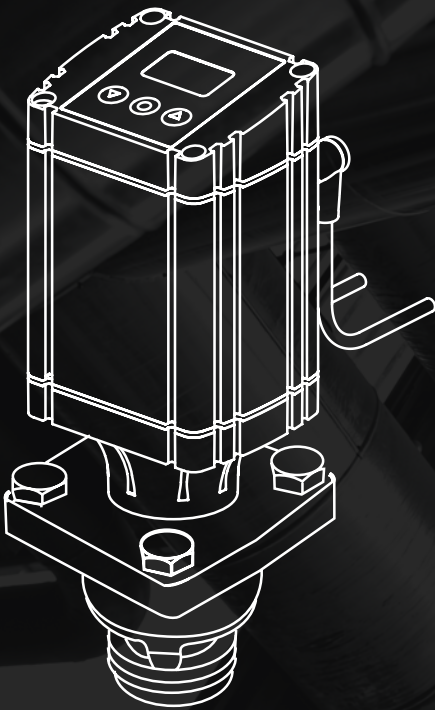
Fix the new ICV valve to the existing flanges – no need for additional modification

### 3. Customize

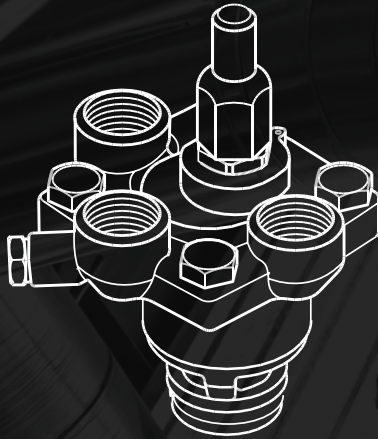
Fit the ICM motor valve insert, the ICS servo valve insert or the ICLX two-step servo valve insert.

# One valve housing – **three functional inserts**

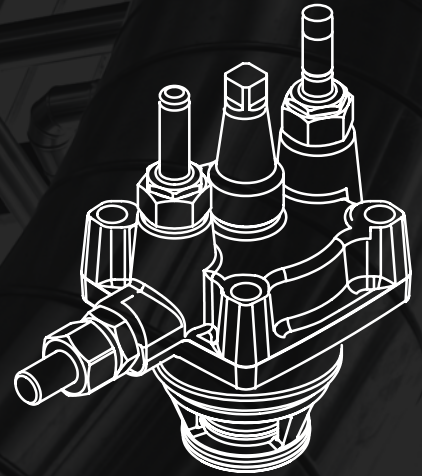
ICM (motor)



ICS (pilot)



ICLX (two-step)



# A real drop-in solution: **The new ICV with flanges**

The ICV with flanges is fully flexible due to the modular concept – one valve housing, three functionality inserts: The ICS pilot valve, the ICM motor valve and the ICLX two-step valve. And with fewer parts, you can reduce servicing and maintenance times significantly.

## **A modular platform**

As part of our continual innovation processes, Danfoss has phased out the old PM valve and replaced it with the innovative ICV Flexline™ family of valves. The ICV Flexline™ valves offer a modular platform with just one common valve housing and three functional inserts for the ICS pilot valve, the ICM motor valve and the ICLX two-step valve, making it easier to plan, design and fit your refrigeration

installation. With their welded connections, the ICV Flexline™ range of valves lead to a simpler installation layout with fewer components and reduced need for spare parts, too.

But entirely refitting a refrigeration installation is not always an option. Sometimes, it's much faster and more cost-effective to just replace existing PM valves.

## **No cutting or welding needed**

Now, Danfoss has supplemented the ICV Flexline™ range with a brand new flanged ICV valve, which will fit right where your PM valves used to be – without the need of cutting or welding. With the flanged ICV you will experience the benefits of the ICV Flexline™ valve range: The flexibility as well as the easy installation and servicing. The ICV with flanges is available in five sizes: ICV 25 PM, ICV 35 PM, ICV 40 PM, ICV 50 PM and ICV 65 PM.





## Product Overview

### Refrigerants:

Applicable to HCFC, non-flammable HFC, NH<sub>3</sub> and CO<sub>2</sub>

### Max Working Pressure (MWP):

28 bar (406 psi)

### Temperature range:

-60/+120°C (-76/+248°F)

### Connection type:

Flanges

Retrofit your  
PM valves with

# NO

cutting or welding

Code no.	Size
027H2119	ICV 25 PM
027H3129	ICV 32 PM
027H4128	ICV 40 PM
027H5127	ICV 50 PM
027H6128	ICV 65 PM

## More info?

Ready to upgrade your refrigeration installation with the new ICV with flanges? Contact your local wholesaler for more details. For any technical queries please go to [www.danfoss.com/IR](http://www.danfoss.com/IR) or one of the dedicated websites: [www.danfoss.com/ICV](http://www.danfoss.com/ICV), [www.danfoss.com/ICS](http://www.danfoss.com/ICS), [www.danfoss.com/ICM](http://www.danfoss.com/ICM) or [www.danfoss.com/ICLX](http://www.danfoss.com/ICLX). You are also welcome to contact your local Danfoss sales office.

# Danfoss Industrial Refrigeration

## A world of expertise at the click of a button

Turn to Danfoss if you want to combine quality components with expert knowhow and support. Try out these free tools, designed to make your work much easier.



### Coolselector® 2 – New calculation software for Industrial Refrigeration

Coolselector®2 is your brand new Danfoss calculation and selection software designed to make selection processes for all industrial refrigeration projects easier and less time consuming. Coolselector® 2 is a unique calculation and support tool for contractors and system designers, offering complete pressure drop calculations, analysis of pipe and valve design and the ability to generate performance reports. It replaces the well-known DIRcalc™ software and offers several new functionalities.



### Danfoss IR app

The free IR App gives you a spare parts tool, which makes it easy for you to find the spare part number for a given Danfoss industrial refrigeration valve. It also presents all the products and benefits of the SVL Flexline™ range – with a fun game thrown in as well.



### Download 3D CAD symbols

From our online product catalogue on our website, you can download 3D CAD symbols and illustrations to help you when designing refrigeration plants.



### IR application tool

With this interactive PowerPoint slideshow, you can explore all the details of a two-stage ammonia plant. You will find detailed cut-away drawings and information on the valves in the installation along with links to videos, literature and product animations.



### Application handbook

The Application Handbook is designed to help you every step of the way when working with industrial refrigeration systems. Among many other things, it contains examples of how to select control methods for different refrigeration systems, their design and which components to choose.

Visit [www.danfoss.com/IR-tools](http://www.danfoss.com/IR-tools) and find all the tools you need.