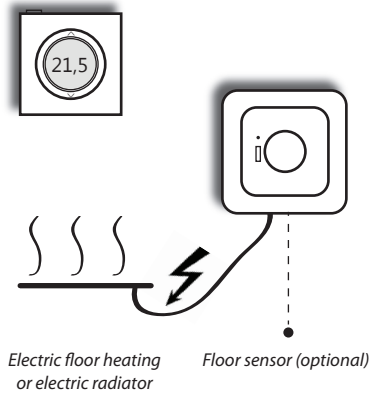


Danfoss Link™ FT/FT-S wireless relay units

Your wireless system includes one or more wireless relays.

The wireless relay is mostly used in one of the following ways:


1. As part of a room heating solution based on an electric heat source (electric floor heating or an electric radiator). In this case, the system also has a Danfoss Link™ RS installed, which controls the room temperature via the heat source/relay.
2. In installations with electric floor heating, in which there is also a built-in floor sensor (the sensor is embedded in the concrete).



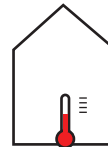
Does my system have a built-in floor sensor?

You can easily see if your system is controlled by room or floor temperature by accessing the room in question on the Danfoss Link™ panel. Simply select **Heat control** in the **House control** menu.

If the room is controlled by an ordinary room sensor, a thermometer will appear in the display. If, on the other hand, the room is fitted with a floor sensor, a thermometer will be shown in the floor of a house.



Ordinary room sensor = operates based on the room temperature

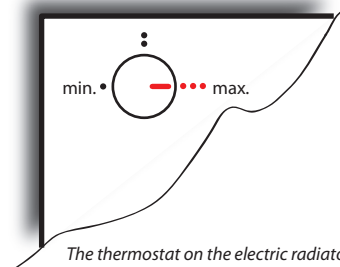


Embedded floor sensor = operates based on floor temperature

If the relay is used with an electric radiator along with a Danfoss Link™ RS

... it is important that the radiator's own thermostat is set to the highest possible setting (which takes the thermostat out of play).

Please note! The wireless relay also functions as a repeater unit (signal amplifier) and helps to secure a strong wireless network. The relay must therefore always be on.



The thermostat on the electric radiator (if installed) must be set to its max. temperature